



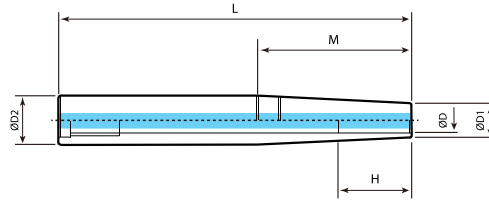
S,ST Shank

DINOX NC TOTAL TOOLING SYSTEM

ST-DSC/M	138
ST-DSC/S	138
ST-DST	139
ST-OFH	139
S-SDC	140
S-SDC/S	141
S-FBH/B	142
S-FBH	143
S-DTN	144

ST-DSC/M

Straight shank shrinking chuck



- For more information on the product features, see **Page 23**.
- For more information on the related parts, see **Page 70**.
- For more information on BT shank, see **Page 66**.
- For more information, see **Page 147** for HSK shank and **Page 159** for SK shank.

23P

70P

66P

147,159P

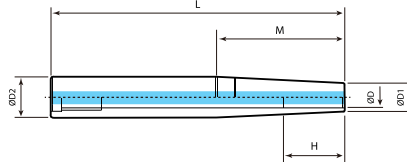
C Internal coolant system installed.

ST16, ST20, ST25, ST32

Designation	ØD	L	ØD1	ØD2	M	H	Kg	Total Weight (Kg)
ST16-DSC6M-115	6	115	10	16	50	95	0.0	0.1
ST16-DSC6M-140	6	140	10	16	60	120	0.1	0.2
ST20-DSC6M-175	6	175	10	20	95	155	0.2	0.3
ST20-DSC8M-145	8	145	13	20	70	125	0.2	0.3
ST20-DSC10M-120	10	120	16	20	50	45	0.2	0.3
ST25-DSC8M-175	8	175	13	25	105	155	0.4	0.5
ST25-DSC10M-145	10	145	16	25	75	45	0.3	0.4
ST25-DSC10M-175	10	175	16	25	105	45	0.4	0.5
ST25-DSC12M-120	12	120	19	25	50	45	0.3	0.4
ST25-DSC12M-150	12	150	19	25	80	45	0.4	0.4
ST25-DSC16M-175	16	175	24	25	50	47	0.5	0.6
ST32-DSC20M-175	20	175	29	32	50	55	0.8	0.9

ST-DSC/S

Straight shank shrinking chuck



- For more information on the product features, see **Page 23**.
- For more information on BT shank, see **Page 67**.

23P

67P

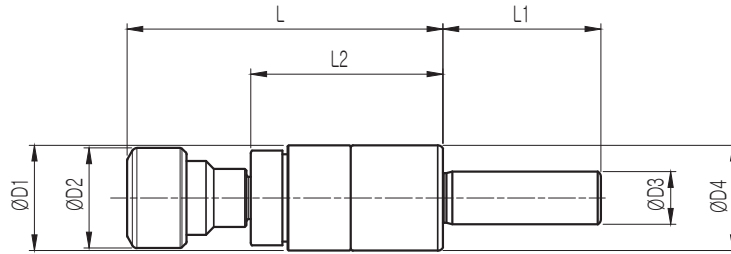
C Internal coolant system installed.

ST16, ST20, ST32

Designation	ØD	L	ØD1	ØD2	M	H
ST16-DSC6S-115	6	115	9	16	55	95
ST16-DSC6S-140	6	140	9	16	70	120
ST16-DSC8S-115	8	115	11	16	50	95
ST20-DSC6S-175	6	175	9	20	105	155
ST20-DSC8S-175	8	175	11	20	85	155
ST20-DSC10S-145	10	145	13	20	75	77
ST20-DSC12S-120	12	120	15	20	50	52
ST32-DSC12S-315	12	315	15	32	185	295

ST-DST

High-speed synchro tapping chuck



- For more information on the product features, see **Page 35**.
- For more information on TER collet, see **Page 93**.
- For more information on ER collet, see **Page 80**.
- For more information on SK shank, see **Page 139**.
- For more information, see **Page 151** for HSK shank and **Page 164** for SK shank.

- 35P ↗
- 93P ↗
- 80P ↗
- 139P ↗
- 151,164P ↗

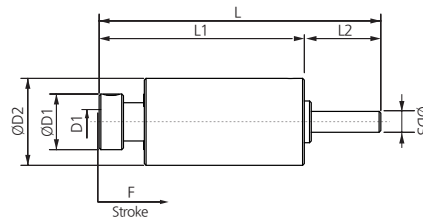
C This product does not support internal coolant system.

ST10

Designation	ØD	L	ØD1	ØD2	ØD3	ØD4	L1	L2	Applied collet	F-	F+	Kg	Total Weight (Kg)
ST10-DST3-60	M1~M3	60	20	19	10	20	30	36.5	ER11	0.5	0.5	0.1	0.2

ST-OFH

Floating holder for brush



- For more information on the features of product see **Page 33**.
- For more information on BT shank, see **Page 70**.

- 33P ↗
- 70P ↗

C This product does not support internal coolant system.

ST06

Designation	Sleeve Dia. (ØD)	L	ØD1	ØD2	ØD3	L1	L2	Sleeve stroke(F)	RPM
ST06-OFH6-60	6	81	16	25	6	59	20	6	15,000

Feature

BT shank

S,ST Shank

HSK shank

SK shank

NT shank

CBN/PCD

Other

S-SDC/S

Straight shank collet chuck slim type



Fig.1

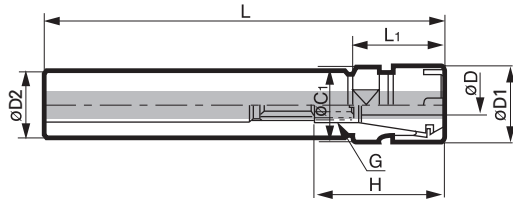
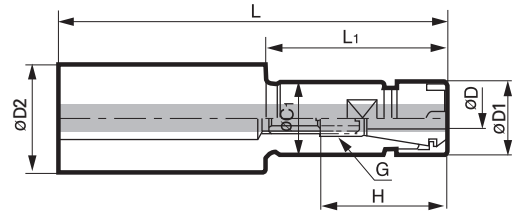


Fig.2



C Internal coolant system optional.

• For more information on the collet, see **Page 80**.

80P

Designation	ØD	L	ØD1	ØD2	L1	H	Collet/step	G	Kg	Total Weight (Kg)
S16-SDC7S-100M	1.0~7.0	100	16	16	21	33	GERC11/0.5	M7	0.1	0.2
S16-SDC7S-150M	1.0~7.0	150	16	16	21	33	GERC11/0.5	M7	0.1	0.2
S16-SDC10S-100M	1.0~10.0	100	22	16	50	44.5	GERC16/1.0	M10	0.1	0.2
S16-SDC10S-150M	1.0~10.0	150	22	16	50	44.5	GERC16/1.0	M10	0.1	0.2
S20-SDC7S-100M	1.0~7.0	100	16	20	30	35	GERC11/0.5	M7	0.1	0.2
S20-SDC7S-150M	1.0~7.0	150	16	20	80	35	GERC11/0.5	M7	0.2	0.3
S20-SDC10S-100M	1.0~10.0	100	22	20	50	44.5	GERC16/1.0	M10	0.1	0.2
S20-SDC10S-150M	1.0~10.0	150	22	20	50	44.5	GERC16/1.0	M10	0.2	0.3
S20-SDC10S-200M	1.0~10.0	200	22	20	50	44.5	GERC16/1.0	M10	0.3	0.4
S20-SDC13S-100M	1.0~13.0	100	28	20	50	49	GERC20/1.0	M13	0.1	0.2
S20-SDC13S-150M	1.0~13.0	150	28	20	50	49	GERC20/1.0	M13	0.2	0.3
S25-SDC7S-100M	1.0~7.0	100	16	25	30	33	GERC11/0.5	M7	0.2	0.3
S25-SDC7S-150M	1.0~7.0	150	16	25	80	33	GERC11/0.5	M7	0.2	0.3
S25-SDC10S-100M	1.0~10.0	100	22	25	30	44.5	GERC16/1.0	M10	0.2	0.3
S25-SDC10S-150M	1.0~10.0	150	22	25	80	44.5	GERC16/1.0	M10	0.3	0.4
S25-SDC13S-100M	1.0~13.0	100	28	25	50	49	GERC20/1.0	M13	0.2	0.3
S25-SDC13S-150M	1.0~13.0	150	28	25	50	49	GERC20/1.0	M13	0.4	0.5
S25-SDC16S-100M	1.0~16.0	100	35	25	50	50	GERC25/1.0	M18	0.3	0.4
S25-SDC16S-150M	1.0~16.0	150	35	25	50	50	GERC25/1.0	M18	0.4	0.5
S25-SDC16S-200M	1.0~16.0	200	35	25	50	50	GERC25/1.0	M18	0.6	0.7
S32-SDC16S-120M	1.0~16.0	120	35	32	50	50	GERC25/1.0	M18	0.5	0.6
S32-SDC16S-150M	1.0~16.0	150	35	32	50	50	GERC25/1.0	M18	0.6	0.7

Feature

BT shank

S,ST Shank

HSK shank

SK shank

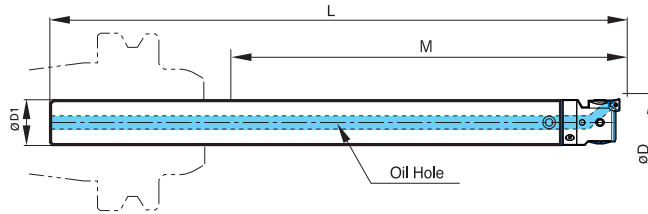
NT shank

cBN/PCD

Other

S-FBH/B

Micro boring bar with carbide/steel



- For more information on the features of product see **Page 38**.
- For more information on the related parts, see **Page 105**.
- For more information, see **Page 104** for BT shank and **Page 169** for SK shank.

38P ↗

105P ↗

104,169P ↗

C Internal coolant system installed.

Designation	ØD		L	ØD1	M (MAX. boring depth)	Detailed model no.			Kg	Total Weight (Kg)
	MIN.	MAX.				Shank	Boring head	Bite		
S19W-FBH20B-120	20	26	192.35	19	120	S19W-MD19F-157	FBH1920B	FBB20N	0.6	0.7
S19W-FBH20B-140	20	26	212.35	19	140	S19W-MD19F-177	FBH1920B	FBB20N	0.7	0.8
S19W-FBH20B-160	20	26	232.35	19	160	S19W-MD19F-197	FBH1920B	FBB20N	0.8	0.9
S25W-FBH26B-150	26	34	238.35	25	150	S25W-MD25F-197.5	FBH2526B	FBB26N	1.4	1.5
S25W-FBH26B-175	26	34	263.35	25	175	S25W-MD25F-222.5	FBH2526B	FBB26N	1.6	1.7
S25W-FBH26B-200	26	34	288.35	25	200	S25W-MD25F-247.5	FBH2526B	FBB26N	1.8	1.9
S32W-FBH33B-180	33	43	279.9	32	180	S32W-MD32F-239	FBH3233B	FBB33N	2.7	2.8
S32W-FBH33B-240	33	43	339.9	32	240	S32W-MD32F-299	FBH3233B	FBB33N	2.9	3.0
S19-FBH20B-40	20	26	112.35	19	40	S19-MD19F-77	FBH1920B	FBB20N	0.1	0.2
S19-FBH20B-80	20	26	152.35	19	80	S19-MD19F-117	FBH1920B	FBB20N	0.2	0.3
S25-FBH26B-50	26	34	138.35	25	50	S25-MD25F-97.5	FBH2526B	FBB26N	0.4	0.5
S25-FBH26B-100	26	34	188.35	25	100	S25-MD25F-147.5	FBH2526B	FBB26N	0.6	0.7
S32-FBH33B-90	33	43	189.9	32	90	S32-MD32F-149	FBH3233B	FBB33N	1.1	1.2
S32-FBH33B-120	33	43	219.9	32	120	S32-MD32F-179	FBH3233B	FBB33N	1.2	1.3

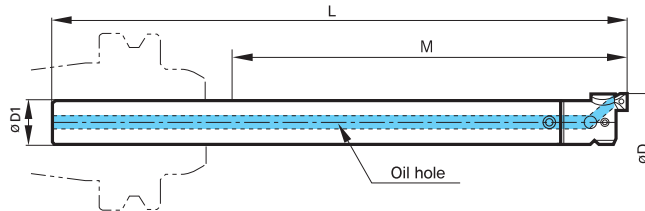
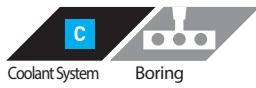
* S□□W: Carbide shank

* S□□: Steel shank

S19W, S25W, S32W, S19, S25, S32

S-FBH

Small micro boring bar with carbide/steel



C Internal coolant system installed.

• For more information on the related parts, see **Page 105.** 105P

Designation	ØD		L	ØD1	M (MAX. boring depth)	Detailed model no.			Kg	Total Weight (Kg)
	MIN.	MAX.				Shank	Boring head	Bite		
S14W-FBH15-85	15	18	155	14	85	S14W-M6-123	FBH15	FBB15-C	0.2	0.3
S14W-FBH15-110	15	18	180	14	110	S14W-M6-148	FBH15	FBB15-C	0.3	0.4
S16W-FBH18-95	18	22	165	16	95	S16W-M8-128	FBH18	FBB15-C	0.4	0.5
S16W-FBH18-125	18	22	195	16	120	S16W-M8-158	FBH18	FBB15-C	0.5	0.6
S14-FBH15-40	15	18	110	14	40	S14-M6-78	FBH15	FBB15-C	0.1	0.2
S16-FBH18-45	18	22	115	16	45	S16-M8-78	FBH18	FBB15-C	0.1	0.2

* S□□W: Carbide shank

* S□□: Steel shank

Spare Part

Type (FBH)	Lock screw	Type (FBB)	Clamp screw
FBH15	BT02503	FBB15-C	BFTX02505N
FBH18	BT02503	FBB15-C	BFTX02505N

Feature

BT shank

S,ST Shank

HSK shank

SK shank

NT shank

cBN/PCD

Other

