KORLOY TECH-NEWS

We Create Your Tomorrow!

KORLOY is ISO9001 Certified

No: 198

Chamfer angle
15° 30°
45° 60°

Back & Front Chamfer Tools

New

Features

- All applications for Chamfer
  : Back Chamfering, Front Chamfering, De-burring, Counter sinking
- Chamfer angle 15°, 30°, 45°, 60° for various customer's needs
- The long cutting edge provides a wide chamfering range
  which reduces the number of tools

Back & Front Chamfer Tools

Long Chamfer Tools

KORLOY Inc.

Back & Front Chamfer Tools

Code System | Insert

Code System

CE	45	-	11	25	R	-	S	20
Chamfer endmill	Chamfer angle		Available insert	Min. machined diameter (ø25)	Hand of tool		Shank type	Shank diameter (ø20)

Available insert:
- 11 : SPMT110408-KC
- 12 : SPMN120308
- 31 : XCET310404ER-KC

Hand of tool:
- R : Right
- L : Left

Shank type:
- S : Standard
- M : Middle
- L : Long

Insert

Back & Front Chamfer Type

Geometry

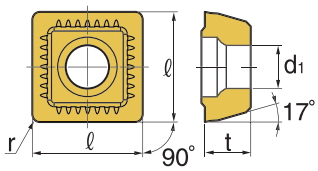

Designation	ℓ	t	r	d1	Coated				Uncoated	
					PC230	PC3525	PC3545	PC6510	G10	ST30A
SPMT110408-KC	11.5	4.8	0.8	4.5	●	○	○	○	●	●

●Stock item, ○Under preparing for stock

Front Chamfer Type



Geometry

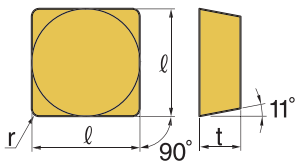

Designation	ℓ	t	r	Coated		Uncoated
				NCM325	PC3525	ST30A
SPMN120308	12.7	3.18	0.8	○	○	●

●Stock item, ○Under preparing for stock

Long Chamfer Type

Geometry

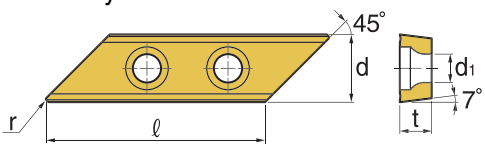

Designation	ℓ	d	t	r	d1	Coated				Uncoated	
						PC230	PC3525	PC3545	PC6510	G10	ST30A
XCET310404ER-KC	30.9	9.525	4.5	0.4	4.4	●	○	○	○	●	●

●Stock item, ○Under preparing for stock

Holder

Back & Front Chamfer

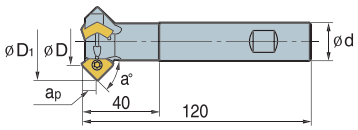

Fig.1

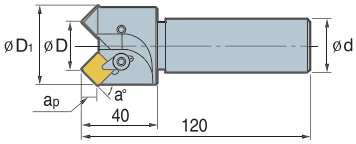

Fig.2

Designation	Stock	Available Insert	Chamfer angle (a°)		ØD	ØD1	Ød	ap	Fig.	No. of tooth	Available diameter Min.~ Max.	Applications
			Front	Back								
CE15-1125R-S20	●	SPMT110408 -KC	15°	-	25	30.5	20	9.5	1	2	Ø25 ~ Ø30	Front chamfering
CE30-1125R-S20	●		30°	60°	25	35.5	20	8.5		2	Ø25 ~ Ø35	Back, Front chamfering
CE45-1107R-S20	●		45°	-	7	21.9	20	7.0		1	Ø7 ~ Ø21	Front chamfering
CE45-1119R-S20	●		45°	45°	19	33.9	20	7.0		2	Ø19 ~ Ø33	Back, Front chamfering
CE45-1125R-S20	●		45°	45°	25	39.9	20	7.0		3	Ø25 ~ Ø39	Back, Front chamfering
CE60-1125R-S32	●		60°	30°	25	43.3	32	5.0		3	Ø25 ~ Ø42	Back, Front chamfering
CE45-1207R-S32	●	SPMN120308	45°	-	7	23.3	32	7.8	2	1	Ø7 ~ Ø22	Front chamfering
CE45-1220R-S32	●		45°	-	20	37.3	32	7.8		2	Ø21 ~ Ø36	Front chamfering
CE45-1225R-S32	○		45°	-	25	42.3	32	7.8		2	Ø26 ~ Ø41	Front chamfering
CE45-1235R-S32	●		45°	-	35	52.3	32	7.8		2	Ø36 ~ Ø51	Front chamfering

●Stock item, ○Under preparing for stock

Long Chamfer Type

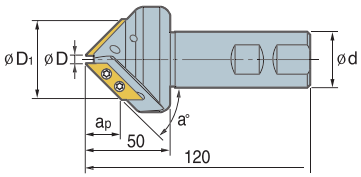

Designation	Available Insert	Chamfer angle (a°)	ØD	ØD1	Ød	ap	No. of tooth	Available diameter Min.~ Max.	Applications
CE30-3105R-S32	XCET310404ER-KC	30°	5	35	32	26.4	1	Ø5 ~ Ø35	Front chamfering
CE45-3105R-S32		45°	5	48	32	21.5	2	Ø5 ~ Ø48	Front chamfering
CE60-3105R-S32		60°	5	57.7	32	15.2	2	Ø5 ~ Ø57.7	Front chamfering

●Stock item, ○Under preparing for stock

Back & Front Chamfer Tools

Parts | Recommended cutting condition | Application examples

Parts

Designation				
CE○○ - 11 ○○R - S○○	FTKA0408	-	-	TW15S
CE○○ - 12 ○○R - S○○	CHX0617L	CH6R2	CR05	HW30L
CE○○ - 31 ○○R - S○○	FTKA03510	-	-	TW15S

Recommended cutting condition

ISO	Chamfering				Face chamfering				Grade
	V		fz		V		fz		
	(m/min)	(sfm)	(mm/tooth)	(ipt)	(m/min)	(sfm)	(mm/tooth)	(ipt)	
P	100~160	330~530	0.2~0.5	0.008~0.020	100~160	330~530	0.05~0.25	0.002~0.010	PC230 PC3525 PC3545 ST30A
M	90~120	300~400	0.1~0.3	0.004~0.012	90~120	300~400	0.05~0.15	0.002~0.006	PC3545
K	100~160	330~530	0.2~0.6	0.008~0.024	100~160	330~530	0.05~0.25	0.002~0.010	PC6510 G10

Application examples

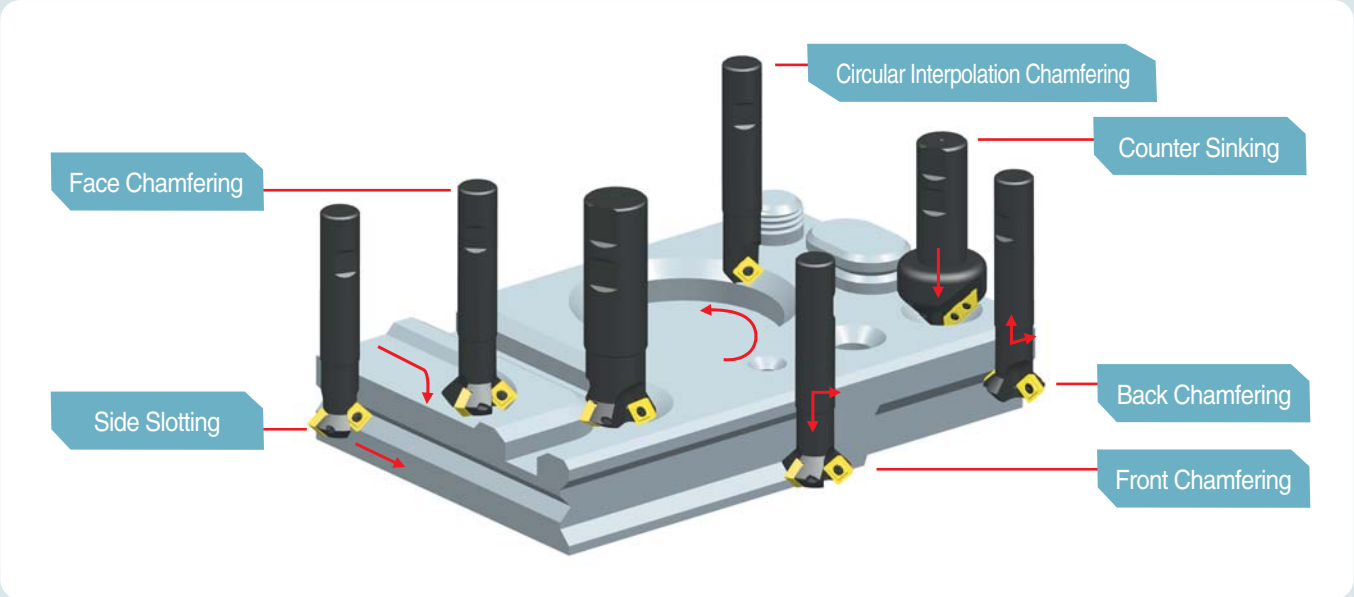

KORLOY Inc.

HEAD OFFICE
Holystar B/D 953-1, Doksanbon-Dong, Guemcheon-Gu, Seoul, Korea
TEL: +82 2 522 3181 FAX: +82 2 522 3184, +82 2 3474 4744
WEB : www.korloy.com

CHEONGJU FACTORY
53-16, Songjeong-Dong, Hungduk-Gu, Chengju, Chungcheongbuk-Do, Korea
TEL: +82 43 262 0141 FAX: +82 43 262 0146
E-MAIL : export@korloy.com

JINCHEON FACTORY
767-1, Guangheawon-Ri, Guangheawon-Myon, Jincheon-Gun, Chungcheongbuk-Do, Korea
TEL: +82 43 535 0141 FAX: +82 43 535 0144

Nov. 2007