

WE CREATE YOUR TOMORROW!

Vertical Type

Horizontal Type

MGT Series

Face Grooving Tools

using double ended insert

Features

- MGT tools, having double ended cutting edges, provide economic tooling cost than conventional single ended type.
- To cope with increased needs for face grooving & boring of various material, newly designed chip breakers are able to acquire good chip control.
- Korloy face grooving tools provide various holder line-up for more options, more features and more benefits.


| Insert |

- MFMN300 (Cutting Width 3mm)
- MGMN400-M (Cutting Width 4mm)

| Holder |

- Vertical type (Machined Diameter 24~60mm)
- Horizontal type (Machined Diameter 24~200mm)

• MFMN300



• MGMN400-M



Recommended cutting condition

Workpiece	Grade	Cutting speed		Feed rate	
		(m/min)	(sfm)	(mm/rev)	(ipr)
Carbon steel	NC3120	100~160	330~530	0.05~0.15	0.002~0.006
Alloy steel	PC3525	50~130	165~430	0.05~0.15	0.002~0.006
Stainless steel	PC9030	60~150	200~500	0.05~0.15	0.002~0.006
Cast iron	PC6510	120~150	400~500	0.05~0.15	0.002~0.006

Face Grooving Tools

using double ended insert

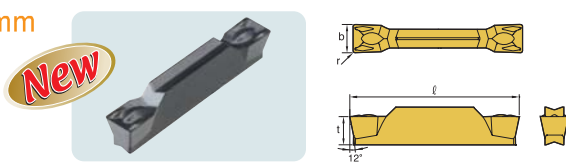
MGT series code system | Insert | Holder

MGT series code system

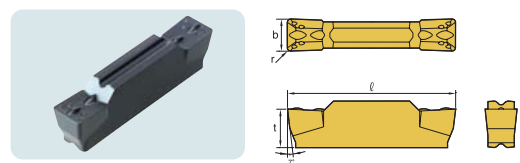


Insert

● 3mm



● 4mm



Desingation	Dimensions (mm)				Grade			
	ℓ	b	t	r	P	M	K	
MFMN300	18	3	3	0.2	NC3120	PC3525	PC9030	PC6510
					●	●	○	○
MGMN400-M	21	4	4.827	0.4	NC3120	PC3525	PC9030	PC6510
					●	●	○	○

● Stock item, ○ Under preparing for stock

Holder

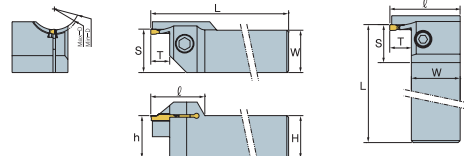



FIG 1. MGFHR

FIG 2. MGFVR

Desingation	Dimensions (mm)							Insert		Parts		
	Stock		H=h=W	L	S	T	ℓ	Diameter (∅)		Screw	Wrench	
	R	L						Min.	Max.			
MGFHR/L 325-24/35-T10	●	○	25	150	25.6	10	32	24	35	BHA0616	HW50L	
MGFHR/L 325-29/40-T10	●	○	25	150	25.6	10	32	29	40			
MGFHR/L 325-34/50-T10	●	○	25	150	25.6	10	32	34	50			
MGFHR/L 325-44/70-T10	●	○	25	150	25.6	10	32	44	70			
MGFHR/L 325-64/99-T10	●	○	25	150	25.6	10	32	64	99			
MGFHR/L 425-62/120-T15	●	○	25	150	25.6	15	39	62	120			
MGFHR/L 425-112/200-T15	●	○	25	150	25.6	15	39	112	200	MGMN400-M	BHA0616	HW50L
MGFVR/L 325-24/35-T10	●	○	25	150	18	10	36	24	35			
MGFVR/L 325-29/40-T10	●	○	25	150	18	10	36	29	40			
MGFVR/L 325-34/50-T10	●	○	25	150	18	10	36	34	50			
MGFVR/L 325-44/60-T15	●	○	25	150	25	15	41	44	60			
MGFVR/L 425-44/60-T15	●	○	25	150	25	15	41	44	60			

● Stock item, ○ Under preparing for stock

KORLOY's **FGHH/FGVH holder with Tmax 25mm** are available if you want to face grooving of deeper depth of cut(T) than above items.



HEAD OFFICE
Hollystar B/D 953-1, Docksanb-n-Dong, Geumcheon-Gu, Seoul, Korea
TEL.: +82 2 522 3181 FAX: +82 2 522 3184, +82 2 3474 4744
WEB: www.korloy.com

CHEONGJU FACTORY
53-16, Songjeong-Dong, Hunguk-Gu, Cheongju, Chungcheongbuk-Do, Korea
TEL.: +82 43 262 0141 FAX: +82 43 262 0146
E-MAIL: ex.port@korloy.com

JINCHON FACTORY
767-1, Guangheavon-Ri, Guangheavon-Myon, Jircheon-Gun, Chungcheongbuk-Do, Korea
TEL.: +82 43 535 0141 FAX: +82 43 535 0144