KORLOY TECH-NEWS

No:164

High feed cast iron milling cutter series

Powerful & Economic Face milling of Cast Iron Cylinder Block

KORLOY is ISO9001 Certified
ISO9001

We Create, You Feel!
KORLOY Inc.

Powerful & Economic Face milling of Cast Iron
Cast Iron Cylinder Block

HIGH FEED CUTTER FOR CAST IRON

		General Type	QC Type
Diameter	Metric	80~315 mm	200~450 mm
	Inch	3 1/4~12 1/2 Inch	8~18 Inch

Cutter	Insert size	Features	Approach Angle		2°	5°	15°	25°	45°	Note
					Q	F	E	C	A	
CUBE MILL	3000	• 3 Dimensional chip breaker • 8 corners use (Max. 16 corners) • Available Insert SNEX1010ZNN-CU1 SNEX101010-CU1	Designation		CBMQ 3□□□	CBMF 3□□□	CBME 3□□□	CBMC 3□□□	CBMA 3□□□	see page 7.
			Figure							
			Max.D.O.C	Metric	7 mm	7 mm	6.5 mm	6 mm	4 mm	
				Inch	0.28 Inch	0.28 Inch	0.26 Inch	0.24 Inch	0.16 Inch	
	4000	• Available Insert SNEX1212ZNN-CU1 SNEX121212-CU1	Designation		CBMQ 4□□□	CBMF 4□□□	CBME 4□□□	CBMC 4□□□	CBMA 4□□□	see page 7.
			Max.D.O.C	Metric	10 mm	10 mm	9 mm	8.5 mm	6 mm	
				Inch	0.4 Inch	0.4 Inch	0.36 Inch	0.34 Inch	0.24 Inch	
DURA MILL	4000	• 3-step rigid cutting edge • 8 corners use • Available Insert SNCQ1205ZNR SNCQ1205ZNL	Designation		DRMQ 4□□□					see page 18.
			Figure							
			Max.D.O.C	Metric	6 mm					
				Inch	0.24 Inch					
STORM MILL	3000	• General use cutter for various operations • 4 corners use (Max. 8 corners) • Available Insert LNE324-C1.0 LNE324-R0.8	Designation		SQN 3□□□	SFN 3□□□	SEN 3□□□		SAN 3□□□	see page 20.
			Figure							
			Max.D.O.C	Metric	13 mm	13 mm	12 mm		9 mm	
				Inch	0.52 Inch	0.52 Inch	0.48 Inch		0.36 Inch	

HIGH FEED CUTTER FOR CAST IRON

Diameter	Metric	355~450 mm
	Inch	14 1/4~18 Inch

Cutter	Insert size	Features	Approach Angle		2°	5°	15°	25°	45°	Note
					Q	F	E	C	A	
CUBE + COUPLE MILL	3000	 50% light Aluminum body	Designation		CBMQ 3□□□-CP	CBMF 3□□□-CP	CBME 3□□□-CP	CBMC 3□□□-CP	CBMA 3□□□-CP	see page 26.
			Max.D.O.C	Metric	7 mm	7 mm	6.5 mm	6 mm	4 mm	
				Inch	0.28 Inch	0.28 Inch	0.26 Inch	0.24 Inch	0.16 Inch	
	4000		Designation		CBMQ 4□□□-CP	CBMF 4□□□-CP	CBME 4□□□-CP	CBMC 4□□□-CP	CBMA 4□□□-CP	
			Max.D.O.C	Metric	10 mm	10 mm	9 mm	8.5 mm	6 mm	
				Inch	0.4 Inch	0.4 Inch	0.36 Inch	0.34 Inch	0.24 Inch	
DURA + COUPLE MILL	4000		Designation		DRMQ 4□□□-CP					
			Max.D.O.C	Metric	6 mm					
				Inch	0.24 Inch					
STORM + COUPLE MILL	3000		Designation		SQN 3□□□-CP	SFN 3□□□-CP	SEN 3□□□-CP		SAN 3□□□-CP	
			Max.D.O.C	Metric	13 mm	13 mm	12 mm		9 mm	
				Inch	0.52 Inch	0.52 Inch	0.48 Inch		0.36 Inch	

Truly 8 KORLOY unique corner - use insert!!

CUBE-MILL

Available AA° : 2°, 5°, 15°, 25°, 45°

Axial direction screw clamping
4 corner use

Radial direction screw clamping
Another 4 corner use

4+4=8 corners in one tip seat
Maximum 16 corners
in one CUBE MILL cutter!

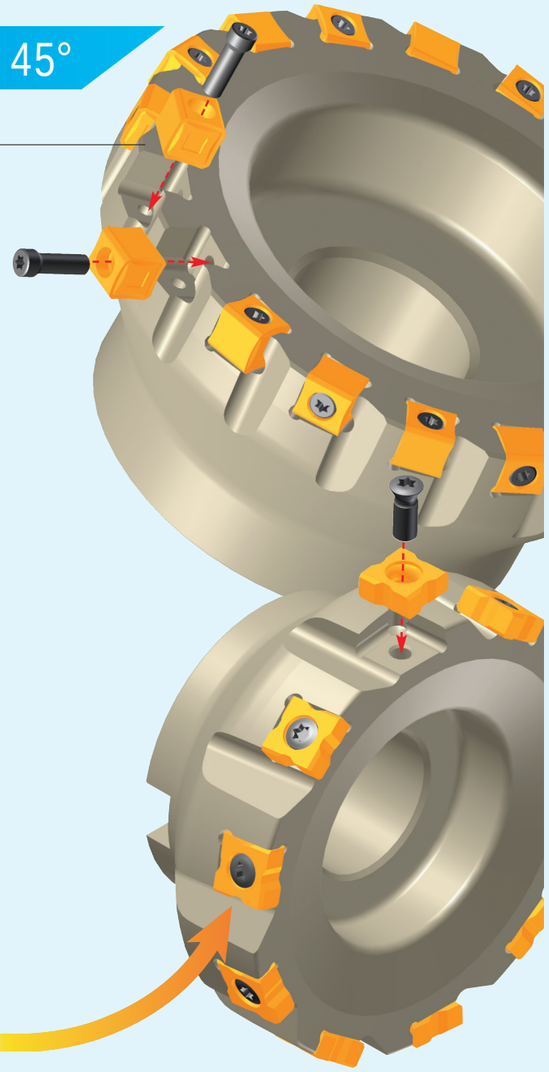

DURA-MILL

8 corners in one DURA MILL cutter!

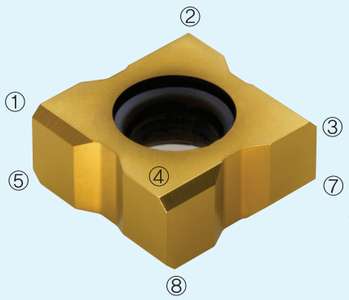

Application range

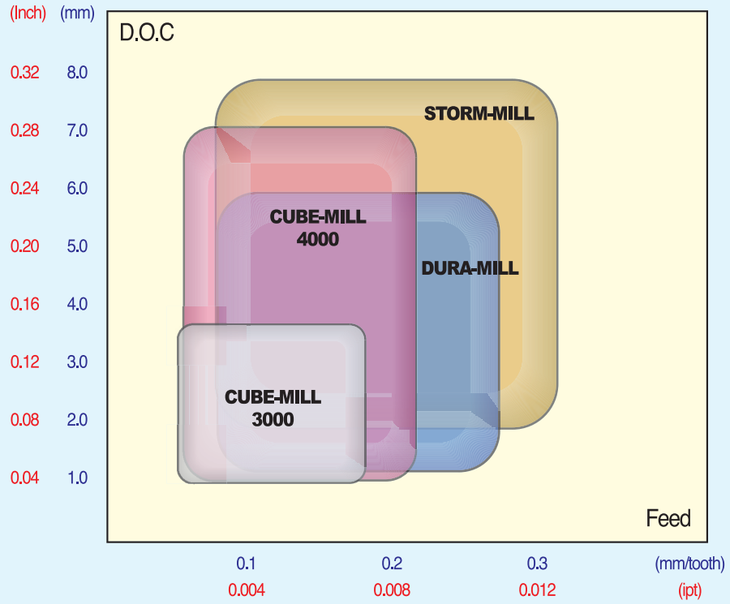

Comparison

- Operation : Diesel engine, Roughing (Front and back side milling)
- Tested insert grade : PC6510
- Test condition

	Workpiece	V	f	D.O.C	Coolant
ISO	GG25	120 m/min	0.13 mm/tooth	5.0 mm	Wet
ASA	No35B	400 sfm	0.005 ipt	0.2 Inch	

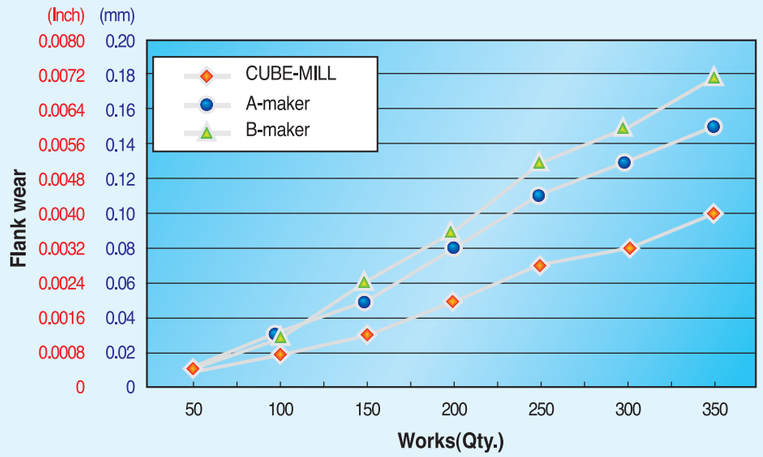

Cast Iron Cylinder Block

Recommended cutting condition

CUBE MILL		Gray cast iron		Ductile cast iron		Gray cast iron		Ductile cast iron	
		V (m/min)	fz (mm/tooth)	V (m/min)	fz (mm/tooth)	V (sfm)	fz (ipt)	V (sfm)	fz (ipt)
CVD	NCM310K	200 ~ 300	0.05 ~ 0.15	140 ~ 200	0.05 ~ 0.15	660 ~ 990	0.002 ~ 0.006	462 ~ 660	0.002 ~ 0.006
	NCM320K	150 ~ 250	0.05 ~ 0.18	100 ~ 180	0.05 ~ 0.18	495 ~ 825	0.002 ~ 0.007	330 ~ 594	0.002 ~ 0.007
PVD	PC6510	150 ~ 300	0.08 ~ 0.18	100 ~ 200	0.08 ~ 0.18	495 ~ 990	0.003 ~ 0.007	330 ~ 660	0.003 ~ 0.007
	PC205K	150 ~ 250	0.05 ~ 0.15	100 ~ 180	0.05 ~ 0.15	495 ~ 825	0.002 ~ 0.006	330 ~ 594	0.002 ~ 0.006
	PC215K	120 ~ 210	0.05 ~ 0.18	80 ~ 150	0.05 ~ 0.18	396 ~ 693	0.002 ~ 0.007	264 ~ 495	0.002 ~ 0.007
Uncoated	H01	100 ~ 200	0.05 ~ 0.15	70 ~ 140	0.05 ~ 0.15	330 ~ 660	0.002 ~ 0.006	231 ~ 462	0.002 ~ 0.006
	G10	90 ~ 120	0.05 ~ 0.18	60 ~ 130	0.05 ~ 0.18	297 ~ 396	0.002 ~ 0.007	198 ~ 429	0.002 ~ 0.007

DURA MILL		Gray cast iron		Ductile cast iron		Gray cast iron		Ductile cast iron	
		V (m/min)	fz (mm/tooth)	V (m/min)	fz (mm/tooth)	V (sfm)	fz (ipt)	V (sfm)	fz (ipt)
CVD	NCM310K	200 ~ 300	0.08 ~ 0.20	140 ~ 200	0.08 ~ 0.20	660 ~ 990	0.003 ~ 0.008	462 ~ 660	0.003 ~ 0.008
	NCM320K	150 ~ 250	0.08 ~ 0.23	100 ~ 180	0.08 ~ 0.23	495 ~ 825	0.003 ~ 0.009	330 ~ 594	0.003 ~ 0.009
PVD	PC6510	150 ~ 300	0.10 ~ 0.23	100 ~ 200	0.10 ~ 0.23	495 ~ 990	0.004 ~ 0.009	330 ~ 660	0.004 ~ 0.009
	PC205K	150 ~ 250	0.08 ~ 0.20	100 ~ 180	0.08 ~ 0.20	495 ~ 825	0.003 ~ 0.008	330 ~ 594	0.003 ~ 0.008
	PC215K	120 ~ 210	0.08 ~ 0.23	80 ~ 150	0.08 ~ 0.23	396 ~ 693	0.003 ~ 0.009	264 ~ 495	0.003 ~ 0.009
Uncoated	H01	100 ~ 200	0.08 ~ 0.20	70 ~ 140	0.08 ~ 0.20	330 ~ 660	0.003 ~ 0.008	231 ~ 462	0.003 ~ 0.008
	G10	90 ~ 120	0.08 ~ 0.23	60 ~ 130	0.08 ~ 0.23	297 ~ 396	0.003 ~ 0.009	198 ~ 429	0.003 ~ 0.009

STORM MILL		Gray cast iron		Ductile cast iron		Gray cast iron		Ductile cast iron	
		V (m/min)	fz (mm/tooth)	V (m/min)	fz (mm/tooth)	V (sfm)	fz (ipt)	V (sfm)	fz (ipt)
CVD	NCM310K	200 ~ 300	0.08 ~ 0.22	140 ~ 200	0.08 ~ 0.22	660 ~ 990	0.003 ~ 0.009	462 ~ 660	0.003 ~ 0.009
	NCM320K	150 ~ 250	0.08 ~ 0.28	100 ~ 180	0.08 ~ 0.28	495 ~ 825	0.003 ~ 0.011	330 ~ 594	0.003 ~ 0.011
PVD	PC6510	150 ~ 300	0.10 ~ 0.28	100 ~ 200	0.10 ~ 0.28	495 ~ 990	0.004 ~ 0.011	330 ~ 660	0.004 ~ 0.011
	PC205K	150 ~ 250	0.08 ~ 0.22	100 ~ 180	0.08 ~ 0.22	495 ~ 825	0.003 ~ 0.009	330 ~ 594	0.003 ~ 0.009
	PC215K	120 ~ 210	0.08 ~ 0.28	80 ~ 150	0.08 ~ 0.28	396 ~ 693	0.003 ~ 0.011	264 ~ 495	0.003 ~ 0.011
Uncoated	H01	100 ~ 200	0.08 ~ 0.22	70 ~ 140	0.08 ~ 0.22	330 ~ 660	0.003 ~ 0.009	231 ~ 462	0.003 ~ 0.009
	G10	90 ~ 120	0.08 ~ 0.28	60 ~ 130	0.08 ~ 0.28	297 ~ 396	0.003 ~ 0.011	198 ~ 429	0.003 ~ 0.011

Safety instruction

- Do not touch cutter's cutting edge with bare hand, It may cause accident. (Please wear safety gloves and shoes to protect operator)
- Use safety glasses, face cover and other protection equipment in case of breakage of tool and scattering of chips. Otherwise you may get injured.
- Plesae make appropriate tool change for preventing failure of cutter.
- Use special chip removal equipment, otherwise it may cause accident. (Keep distance during operation form acute and hot chip scattering)
- Please set fire prevention countermeasure in case of using oil coolant.
- Please refer recommended cutting condition.

CUBE-MILL

New concept high feed cutter for cast iron

Available diameter

		General Type	QC Type
Diameter	Metric	80~315 mm	200~450 mm
	Inch	3 1/4~12 1/2 Inch	8~18 Inch

Cutter

KORLOY's unique concept new milling tool for cast iron

Available AA : 2°, 5°, 15°, 25°, 45°

Application : General milling of cast iron (Roughing)

Screw on clamping system

- Screw on clamp for use 8 cutting edges (Use of Max. 16 cutting edges possible)
- 2 Differed direction of insert clamping makes it possible to use 8 edges in one location



Cube shape insert



<Chamfer type>



<Nose type>

- KORLOY Unique design insert of cube shape
- 3 dimensional chip breaker shows low cutting resistance and good chip evacuation
- Excellent machinability of positive rake angle on cube mill 3 dimensional chip breaker
- Long tool life guaranteed with various KORLOY grades for cast iron (See page 6)

CBMQ 3000



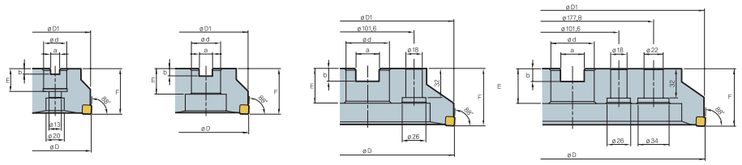

Ø 80 Ø 100 ~ Ø 160 Ø 200 ~ Ø 250 Ø 315

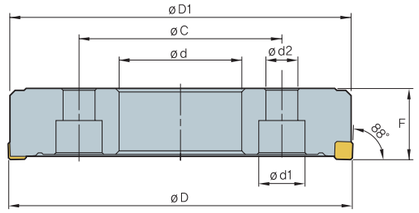

Ø 200 ~ Ø 450(QC type)

General type cutter

Unit : mm

Designation		Stock R	Stock L	Ø D	Ø D1	Ø d	a	b	E	F	No. of tooth Reg.	No. of tooth Max.
CBMQ(M)	3080R/L-□□Z	●(●)		80	81	25.4(27)	9.5(12.4)	6(7)	25(22)	50	8	12
	3100R/L-□□Z	●(●)		100	101	31.75(32)	12.7(14.4)	8(8)	32(28)	50	10	14
	3125R/L-□□Z	●(●)		125	126	38.1(40)	15.9(16.4)	10(9)	38(30)	63	14	18
	3160R/L-□□Z	●(●)		160	161	50.8(40)	19.0(16.4)	11(9)	38(30)	63	19	24
	3200R/L-□□Z			200	201	47.625(60)	25.4(25.7)	14(14)	38(38)	63	22	28
	3250R/L-□□Z			250	251	47.625(60)	25.4(25.7)	14(14)	38(38)	63	28	36
	3315R/L-□□Z			315	316	47.625(60)	25.4(25.7)	14(14)	38(38)	63	34	44

Unit : inch

Designation		Stock R	Stock L	Ø D	Ø D1	Ø d	a	b	E	F	No. of tooth Reg.	No. of tooth Max.
CBMQA	3030R/L-□□Z			3.0(76.2)	3.039	1.0	0.384	0.248	0.866	1.969	8	12
	3040R/L-□□Z			4.0(101.6)	4.039	1.25	0.51	0.319	0.866	1.969	10	14
	3050R/L-□□Z			5.0(127.0)	5.039	1.5	0.636	0.394	1.181	2.480	14	18
	3060R/L-□□Z			6.0(152.4)	6.039	2.0	0.758	0.433	1.181	2.480	18	24
	3080R/L-□□Z			8.0(203.2)	8.039	2.5	1.012	0.551	1.496	2.480	22	28
	3100R/L-□□Z			10.0(254.0)	10.039	2.5	1.012	0.551	1.496	2.480	28	36
	3120R/L-□□Z			12.0(304.8)	12.039	2.5	1.012	0.551	1.496	2.480	32	42

QC(Quick Change) type cutter

Unit : mm

Designation		Stock R	Stock L	Ø D	Ø D1	Ø d	a	b	E	F	No. of tooth Reg.	No. of tooth Max.
CBMQ	3200R/L2-□□Z			200	201	80	24	14	120	40	21	28
	3250R/L2-□□Z			250	251	120	30	18	170	40	27	36
	3315R/L2-□□Z			315	316	180	30	18	230	40	33	44
	3355R/L2-□□Z			355	356	220	30	18	270	40	39	52
	3400R/L2-□□Z			400	401	250	30	18	300	40	45	60
	3450R/L2-□□Z			450	451	300	30	18	350	40	51	68

Insert

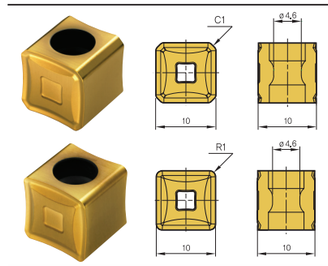

Designation	Coating PC205K	Coating PC6510	Coating PC215K		WC H01	WC G10
SNEX1010ZNN-CU1		●	●			
SNEX1010ZNN		●				
SNEX101010-CU1		●	●			
SNEX101010		●				

Part

Screw	Wrench
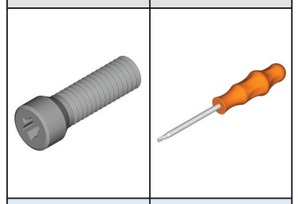	
FTGA0417CBM	TW15S

CBMQ 4000



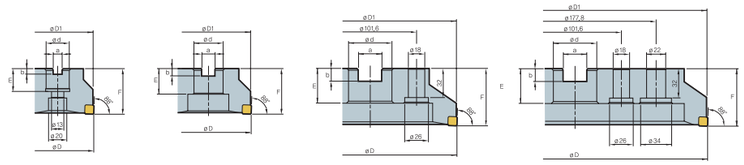

Ø 80 Ø 100 ~ Ø 160 Ø 200 ~ Ø 250 Ø 315

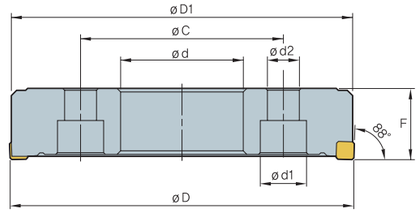

Ø 200 ~ Ø 450(QC type)

General type cutter

Unit : mm

Designation		Stock R	Stock L	Ø D	Ø D1	Ø d	a	b	E	F	No. of tooth Reg.	No. of tooth Max.
CBMQ(M)	4080R/L-8Z	●(●)		80	81	25.4(27)	9.5(12.4)	6(7)	25(22)	50	8	
	4100R/L-10Z	●(●)		100	101	31.75(32)	12.7(14.4)	8(8)	32(28)	50	10	
	4125R/L-14Z	●(●)		125	126	38.1(40)	15.9(16.4)	10(9)	38(30)	63	14	
	4160R/L-18Z	●(●)		160	161	50.8(40)	19.0(16.4)	11(9)	38(30)	63	18	
	4200R/L-22Z			200	201	47.625(60)	25.4(25.7)	14(14)	38(38)	63	22	
	4250R/L-28Z			250	251	47.625(60)	25.4(25.7)	14(14)	38(38)	63	28	
	4315R/L-34Z			315	316	47.625(60)	25.4(25.7)	14(14)	38(38)	63	34	

Unit : inch

Designation		Stock R	Stock L	Ø D	Ø D1	Ø d	a	b	E	F	No. of tooth Reg.	No. of tooth Max.
CBMQA	4030R/L-8Z			3.0(76.2)	3.039	1.0	0.384	0.248	0.866	1.969	8	
	4040R/L-10Z			4.0(101.6)	4.039	1.25	0.51	0.319	0.866	1.969	10	
	4050R/L-14Z			5.0(127.0)	5.039	1.5	0.636	0.394	1.181	2.480	14	
	4060R/L-18Z			6.0(152.4)	6.039	2.0	0.758	0.433	1.181	2.480	18	
	4080R/L-22Z			8.0(203.2)	8.039	2.5	1.012	0.551	1.496	2.480	22	
	4100R/L-28Z			10.0(254.0)	10.039	2.5	1.012	0.551	1.496	2.480	28	
	4120R/L-32Z			12.0(304.8)	12.039	2.5	1.012	0.551	1.496	2.480	32	

QC(Quick Change) type cutter

Unit : mm

Designation		Stock R	Stock L	Ø D	Ø D1	Ø d	a	b	E	F	No. of tooth Reg.	No. of tooth Max.
CBMQ	4200R/L2-21Z			200	201	80	24	14	120	40	21	
	4250R/L2-27Z			250	251	120	30	18	170	40	27	
	4315R/L2-33Z			315	316	180	30	18	230	40	33	
	4355R/L2-39Z			355	356	220	30	18	270	40	39	
	4400R/L2-45Z			400	401	250	30	18	300	40	45	
	4450R/L2-51Z			450	451	300	30	18	350	40	51	

Insert

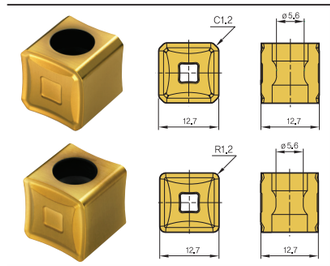

Designation	Coating PC205K	Coating PC6510	Coating PC215K		WC H01	WC G10
SNEX1212ZNN-CU1		●	●			
SNEX121212-CU1		●	●			

Part

Screw	Wrench
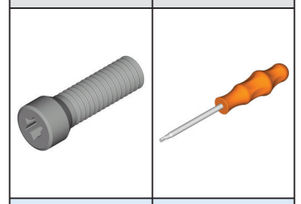	
ETGA0520CBM	TW20S

CBMF 3000



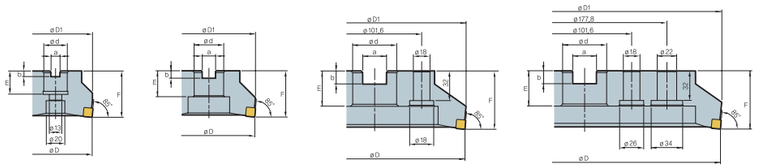

Ø 80 Ø 100 ~ Ø 160 Ø 200 ~ Ø 250 Ø 315

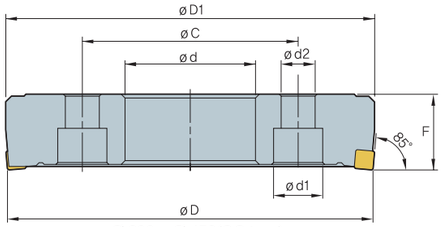

Ø 200 ~ Ø 450(QC type)

General type cutter

Unit : mm

Designation		Stock R	Stock L	Ø D	Ø D1	Ø d	a	b	E	F	No. of tooth Reg.	No. of tooth Max.
CBMF(M)	3080R/L-□□Z			80	82	25.4(27)	9.5(12.4)	6(7)	25(22)	50	8	12
	3100R/L-□□Z			100	102	31.75(32)	12.7(14.4)	8(8)	32(28)	50	10	14
	3125R/L-□□Z			125	127	38.1(40)	15.9(16.4)	10(9)	38(30)	63	14	18
	3160R/L-□□Z			160	162	50.8(40)	19.0(16.4)	11(9)	38(30)	63	18	24
	3200R/L-□□Z			200	202	47.625(60)	25.4(25.7)	14(14)	38(38)	63	22	28
	3250R/L-□□Z			250	252	47.625(60)	25.4(25.7)	14(14)	38(38)	63	28	36
	3315R/L-□□Z			315	317	47.625(60)	25.4(25.7)	14(14)	38(38)	63	34	44

Unit : inch

Designation		Stock R	Stock L	Ø D	Ø D1	Ø d	a	b	E	F	No. of tooth Reg.	No. of tooth Max.
CBMFA	3031R/L-□□Z			3.15(80)	3.228	1.0	0.384	0.248	0.866	1.969	8	12
	3039R/L-□□Z			3.937(100)	4.016	1.25	0.51	0.319	0.866	1.969	10	14
	3049R/L-□□Z			4.921(125)	5.0	1.5	0.636	0.394	1.181	2.480	14	18
	3063R/L-□□Z			6.299(160)	6.378	2.0	0.758	0.433	1.181	2.480	18	24
	3079R/L-□□Z			7.874(200)	7.953	2.5	1.012	0.551	1.496	2.480	22	28
	3098R/L-□□Z			9.843(250)	9.921	2.5	1.012	0.551	1.496	2.480	28	36
	3124R/L-□□Z			12.402(315)	12.48	2.5	1.012	0.551	1.496	2.480	32	44

QC(Quick Change) type cutter

Unit : mm

Designation		Stock R	Stock L	Ø D	Ø D1	Ø d	a	b	E	F	No. of tooth Reg.	No. of tooth Max.
CBMF	3200R/L2-□□Z			200	202	80	24	14	120	40	21	28
	3250R/L2-□□Z			250	252	120	30	18	170	40	27	36
	3315R/L2-□□Z			315	317	180	30	18	230	40	33	44
	3355R/L2-□□Z			355	357	220	30	18	270	40	39	52
	3400R/L2-□□Z			400	402	250	30	18	300	40	45	60
	3450R/L2-□□Z			450	452	300	30	18	350	40	51	68

Insert

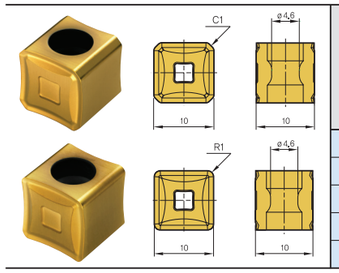

Designation	Coating PC205K	Coating PC6510	Coating PC215K		WC H01	WC G10
SNEX1010ZNN-CU1		●	●			
SNEX1010ZNN		●				
SNEX101010-CU1		●	●			
SNEX101010		●				

Part

Screw	Wrench
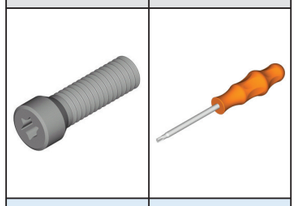	
FTGA0417CBM	TW15S

CBMF 4000



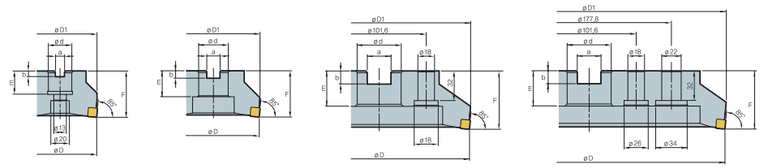

Ø 80 Ø 100 ~ Ø 160 Ø 200 ~ Ø 250 Ø 315

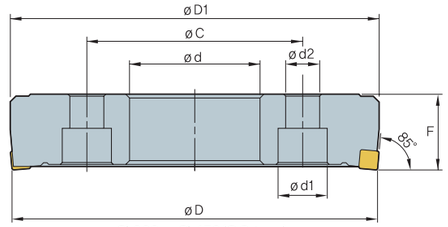

Ø 200 ~ Ø 450(QC type)

General type cutter

Unit : mm

Designation		Stock R	Stock L	Ø D	Ø D1	Ø d	a	b	E	F	No. of tooth Reg.	No. of tooth Max.
CBMF(M)	4080R/L-8Z			80	82	25.4(27)	9.5(12.4)	6(7)	25(22)	50	8	
	4100R/L-10Z			100	102	31.75(32)	12.7(14.4)	8(8)	32(28)	50	10	
	4125R/L-14Z			125	127	38.1(40)	15.9(16.4)	10(9)	38(30)	63	14	
	4160R/L-18Z			160	162	50.8(40)	19.0(16.4)	11(9)	38(30)	63	18	
	4200R/L-22Z			200	202	47.625(60)	25.4(25.7)	14(14)	38(38)	63	22	
	4250R/L-28Z			250	252	47.625(60)	25.4(25.7)	14(14)	38(38)	63	28	
	4315R/L-34Z			315	317	47.625(60)	25.4(25.7)	14(14)	38(38)	63	34	

Unit : inch

Designation		Stock R	Stock L	Ø D	Ø D1	Ø d	a	b	E	F	No. of tooth Reg.	No. of tooth Max.
CBMFA	4031R/L-8Z			3.15(80)	3.228	1.0	0.384	0.248	0.866	1.969	8	
	4039R/L-10Z			3.937(100)	4.016	1.25	0.51	0.319	0.866	1.969	10	
	4049R/L-14Z			4.921(125)	5.0	1.5	0.636	0.394	1.181	2.480	14	
	4063R/L-18Z			6.299(160)	6.378	2.0	0.758	0.433	1.181	2.480	18	
	4079R/L-22Z			7.874(200)	7.953	2.5	1.012	0.551	1.496	2.480	22	
	4098R/L-28Z			9.843(250)	9.921	2.5	1.012	0.551	1.496	2.480	28	
	4124R/L-34Z			12.402(315)	12.48	2.5	1.012	0.551	1.496	2.480	34	

QC(Quick Change) type cutter

Unit : mm

Designation		Stock R	Stock L	Ø D	Ø D1	Ø d	a	b	E	F	No. of tooth Reg.	No. of tooth Max.
CBMF	4200R/L2-21Z			200	202	80	24	14	120	40	21	
	4250R/L2-27Z			250	252	120	30	18	170	40	27	
	4315R/L2-33Z			315	317	180	30	18	230	40	33	
	4355R/L2-39Z			355	357	220	30	18	270	40	39	
	4400R/L2-45Z			400	402	250	30	18	300	40	45	
	4450R/L2-51Z			450	452	300	30	18	350	40	51	

Insert

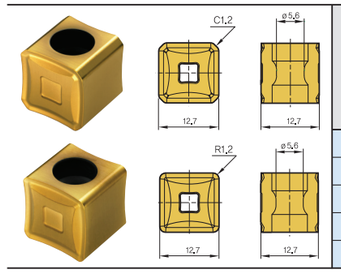

Designation	Coating PC205K	Coating PC6510	Coating PC215K		WC H01	WC G10
SNEX1212ZNN-CU1		●	●			
SNEX121212-CU1		●	●			

Part

Screw	Wrench
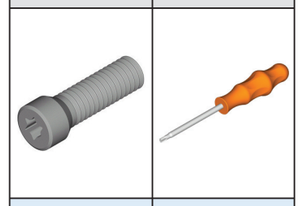	
ETGA0520CBM	TW20S

CBME 3000



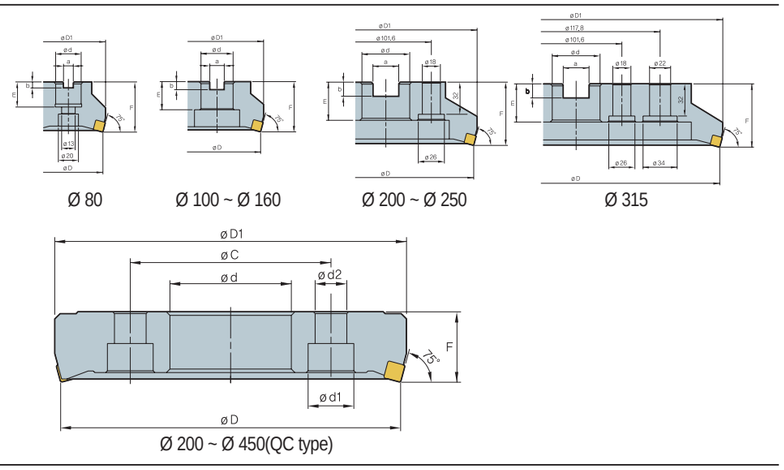

General type cutter

Unit : mm

Designation		Stock R	Stock L	Ø D	Ø D1	Ø d	a	b	E	F	No. of tooth Reg.	No. of tooth Max.
CBME(M)	3080R/L-□□Z			80	87	25.4(27)	9.5(12.4)	6(7)	25(22)	50	8	12
	3100R/L-□□Z			100	107	31.75(32)	12.7(14.4)	8(8)	32(28)	50	10	14
	3125R/L-□□Z			125	132	38.1(40)	15.9(16.4)	10(9)	38(30)	63	14	18
	3160R/L-□□Z			160	167	50.8(40)	19.0(16.4)	11(9)	38(30)	63	18	24
	3200R/L-□□Z			200	207	47.625(60)	25.4(25.7)	14(14)	38(38)	63	22	28
	3250R/L-□□Z			250	257	47.625(60)	25.4(25.7)	14(14)	38(38)	63	28	36
	3315R/L-□□Z			315	321	47.625(60)	25.4(25.7)	14(14)	38(38)	63	34	44

Unit : inch

Designation		Stock R	Stock L	Ø D	Ø D1	Ø d	a	b	E	F	No. of tooth Reg.	No. of tooth Max.
CBMEA	3031R/L-□□Z			3.15(80)	3.425	1.0	0.384	0.248	0.866	1.969	8	12
	3039R/L-□□Z			3.937(100)	4.213	1.25	0.51	0.319	0.866	1.969	10	14
	3049R/L-□□Z			4.921(125)	5.197	1.5	0.636	0.394	1.181	2.480	14	18
	3063R/L-□□Z			6.299(160)	6.575	2.0	0.758	0.433	1.181	2.480	18	24
	3079R/L-□□Z			7.874(200)	8.15	2.5	1.012	0.551	1.496	2.480	22	28
	3098R/L-□□Z			9.843(250)	10.118	2.5	1.012	0.551	1.496	2.480	28	36
	3124R/L-□□Z			12.402(315)	12.638	2.5	1.012	0.551	1.496	2.480	34	44

QC(Quick Change) type cutter

Unit : mm

Designation		Stock R	Stock L	Ø D	Ø D1	Ø d	a	b	E	F	No. of tooth Reg.	No. of tooth Max.
CBME	3200R/L2-□□Z			200	207	80	24	14	120	40	21	28
	3250R/L2-□□Z			250	257	120	30	18	170	40	27	36
	3315R/L2-□□Z			315	321	180	30	18	230	40	33	44
	3355R/L2-□□Z			355	361	220	30	18	270	40	39	52
	3400R/L2-□□Z			400	405	250	30	18	300	40	45	60
	3450R/L2-□□Z			450	455	300	30	18	350	40	51	68

Insert

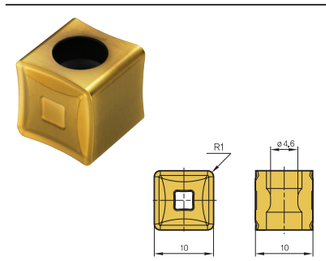

Designation	Coating PC205K	Coating PC6510	Coating PC215K		WC H01	WC G10
SNEX101010-CU1		●	●			
SNEX101010		●				

Part

Screw	Wrench
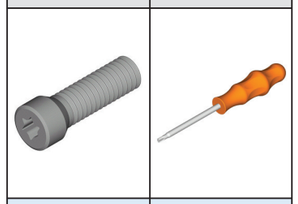	
FTGA0417CBM	TW15S

CBME 4000



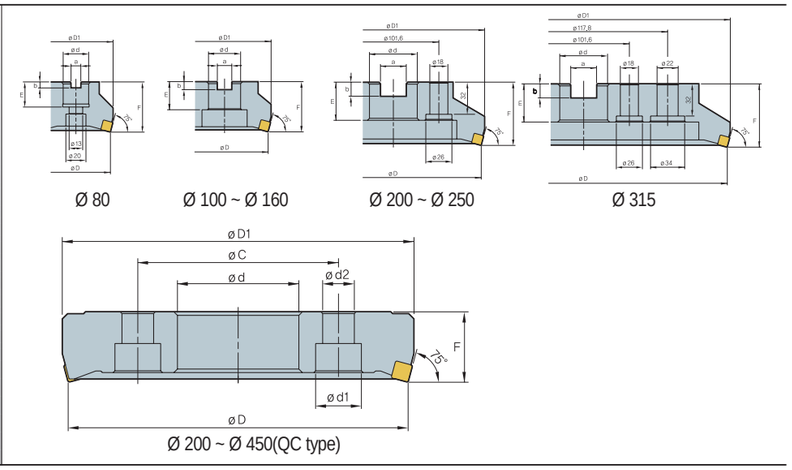

General type cutter

Unit : mm

Designation		Stock R	Stock L	Ø D	Ø D1	Ø d	a	b	E	F	No. of tooth Reg.	No. of tooth Max.
CBME(M)	4080R/L-8Z			80	88	25.4(27)	9.5(12.4)	6(7)	25(22)	50	8	
	4100R/L-10Z			100	108	31.75(32)	12.7(14.4)	8(8)	32(28)	50	10	
	4125R/L-14Z			125	133	38.1(40)	15.9(16.4)	10(9)	38(30)	63	14	
	4160R/L-18Z			160	168	50.8(40)	19.0(16.4)	11(9)	38(30)	63	18	
	4200R/L-22Z			200	208	47.625(60)	25.4(25.7)	14(14)	38(38)	63	22	
	4250R/L-28Z			250	258	47.625(60)	25.4(25.7)	14(14)	38(38)	63	28	
	4315R/L-34Z			315	322	47.625(60)	25.4(25.7)	14(14)	38(38)	63	34	

Unit : inch

Designation		Stock R	Stock L	Ø D	Ø D1	Ø d	a	b	E	F	No. of tooth Reg.	No. of tooth Max.
CBMEA	4031R/L-8Z			3.15(80)	3.464	1.0	0.384	0.248	0.866	1.969	8	
	4039R/L-10Z			3.937(100)	4.252	1.25	0.51	0.319	0.866	1.969	10	
	4049R/L-14Z			4.921(125)	5.236	1.5	0.636	0.394	1.181	2.480	14	
	4063R/L-18Z			6.299(160)	6.614	2.0	0.758	0.433	1.181	2.480	18	
	4079R/L-22Z			7.874(200)	8.189	2.5	1.012	0.551	1.496	2.480	22	
	4098R/L-28Z			9.843(250)	10.157	2.5	1.012	0.551	1.496	2.480	28	
	4124R/L-34Z			12.402(315)	12.677	2.5	1.012	0.551	1.496	2.480	34	

QC(Quick Change) type cutter

Unit : mm

Designation		Stock R	Stock L	Ø D	Ø D1	Ø d	a	b	E	F	No. of tooth Reg.	No. of tooth Max.
CBME	4200R/L2-21Z			200	208	80	24	14	120	40	21	
	4250R/L2-27Z			250	258	120	30	18	170	40	27	
	4315R/L2-33Z			315	322	180	30	18	230	40	33	
	4355R/L2-39Z			355	362	220	30	18	270	40	39	
	4400R/L2-45Z			400	406	250	30	18	300	40	45	
	4450R/L2-51Z			450	456	300	30	18	350	40	51	

Insert

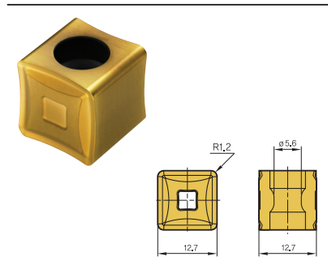

Designation	Coating PC205K	Coating PC6510	Coating PC215K		WC H01	WC G10
SNEX121212-CU1		●	●			

Part

Screw	Wrench
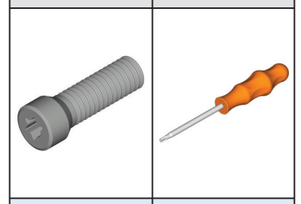	
ETGA0520CBM	TW20S

CBMC 3000



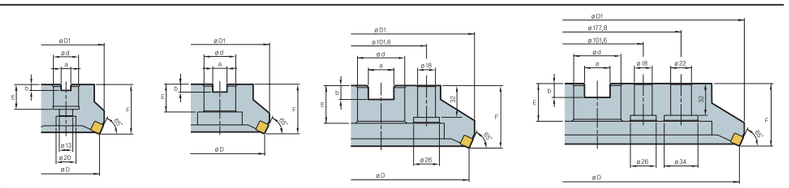

Ø 80 Ø 100 ~ Ø 160 Ø 200 ~ Ø 250 Ø 315

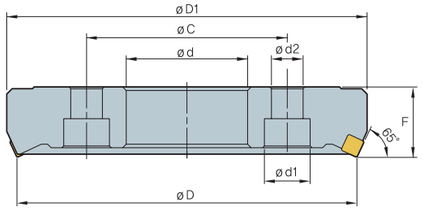

Ø 200 ~ Ø 450(QC type)

General type cutter

Unit : mm

Designation		Stock R	Stock L	Ø D	Ø D1	Ø d	a	b	E	F	No. of tooth Reg.	No. of tooth Max.
CBMC(M)	3080R/L-□□Z	●(●)		80	92	25.4(27)	9.5(12.4)	6(7)	25(22)	50	8	12
	3100R/L-□□Z	●(●)		100	112	31.75(32)	12.7(14.4)	8(8)	32(28)	50	10	14
	3125R/L-□□Z	●(●)		125	137	38.1(40)	15.9(16.4)	10(9)	38(30)	63	14	18
	3160R/L-□□Z	●(●)		160	172	50.8(40)	19.0(16.4)	11(9)	38(30)	63	18	24
	3200R/L-□□Z			200	212	47.625(60)	25.4(25.7)	14(14)	38(38)	63	22	28
	3250R/L-□□Z			250	262	47.625(60)	25.4(25.7)	14(14)	38(38)	63	28	36
	3315R/L-□□Z			315	327	47.625(60)	25.4(25.7)	14(14)	38(38)	63	34	44

Unit : inch

Designation		Stock R	Stock L	Ø D	Ø D1	Ø d	a	b	E	F	No. of tooth Reg.	No. of tooth Max.
CBMCA	3031R/L-□□Z			3.15(80)	3.622	1.0	0.384	0.248	0.866	1.969	8	12
	3039R/L-□□Z			3.937(100)	4.409	1.25	0.51	0.319	0.866	1.969	10	14
	3049R/L-□□Z			4.921(125)	5.394	1.5	0.636	0.394	1.181	2.480	14	18
	3063R/L-□□Z			6.299(160)	6.772	2.0	0.758	0.433	1.181	2.480	18	24
	3079R/L-□□Z			7.874(200)	8.346	2.5	1.012	0.551	1.496	2.480	22	28
	3098R/L-□□Z			9.843(250)	10.315	2.5	1.012	0.551	1.496	2.480	28	36
	3124R/L-□□Z			12.402(315)	12.874	2.5	1.012	0.551	1.496	2.480	34	44

QC(Quick Change) type cutter

Unit : mm

Designation		Stock R	Stock L	Ø D	Ø D1	Ø d	a	b	E	F	No. of tooth Reg.	No. of tooth Max.
CBMC	3200R/L2-□□Z			200	212	80	24	14	120	40	21	28
	3250R/L2-□□Z			250	262	120	30	18	170	40	27	36
	3315R/L2-□□Z			315	327	180	30	18	230	40	33	44
	3355R/L2-□□Z			355	367	220	30	18	270	40	39	52
	3400R/L2-□□Z			400	412	250	30	18	300	40	45	60
	3450R/L2-□□Z			450	462	300	30	18	350	40	51	68

Insert

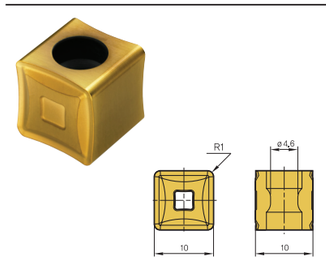

Designation	Coating PC205K	Coating PC6510	Coating PC215K		WC H01	WC G10
SNEX101010-CU1		●	●			
SNEX101010		●				

Part

Screw	Wrench
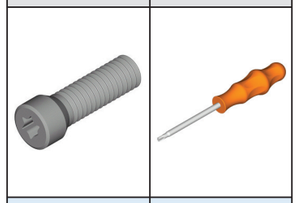	
FTGA0417CBM	TW15S

CBMC 4000



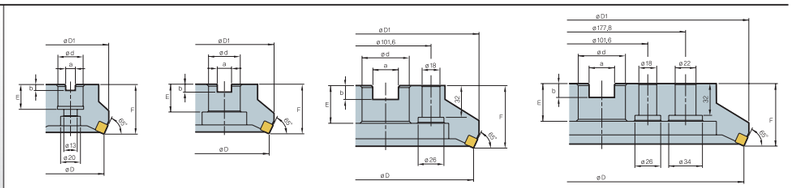

Ø 80 Ø 100 ~ Ø 160 Ø 200 ~ Ø 250 Ø 315

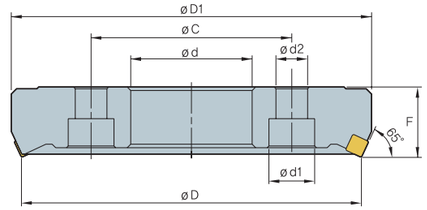

Ø 200 ~ Ø 450(QC type)

General type cutter

Unit : mm

Designation		Stock R	Stock L	Ø D	Ø D1	Ø d	a	b	E	F	No. of tooth Reg.	No. of tooth Max.
CBMC(M)	4080R/L-8Z			80	94	25.4(27)	9.5(12.4)	6(7)	25(22)	50	8	
	4100R/L-10Z			100	114	31.75(32)	12.7(14.4)	8(8)	32(28)	50	10	
	4125R/L-14Z			125	139	38.1(40)	15.9(16.4)	10(9)	38(30)	63	14	
	4160R/L-18Z			160	174	50.8(40)	19.0(16.4)	11(9)	38(30)	63	18	
	4200R/L-22Z			200	214	47.625(60)	25.4(25.7)	14(14)	38(38)	63	22	
	4250R/L-28Z			250	264	47.625(60)	25.4(25.7)	14(14)	38(38)	63	28	
	4315R/L-34Z			315	329	47.625(60)	25.4(25.7)	14(14)	38(38)	63	34	

Unit : inch

Designation		Stock R	Stock L	Ø D	Ø D1	Ø d	a	b	E	F	No. of tooth Reg.	No. of tooth Max.
CBMCA	4031R/L-8Z			3.15(80)	3.701	1.0	0.384	0.248	0.866	1.969	8	
	4039R/L-10Z			3.937(100)	4.488	1.25	0.51	0.319	0.866	1.969	10	
	4049R/L-14Z			4.921(125)	5.472	1.5	0.636	0.394	1.181	2.480	14	
	4063R/L-18Z			6.299(160)	6.85	2.0	0.758	0.433	1.181	2.480	18	
	4079R/L-22Z			7.874(200)	8.425	2.5	1.012	0.551	1.496	2.480	22	
	4098R/L-28Z			9.843(250)	10.374	2.5	1.012	0.551	1.496	2.480	28	
	4124R/L-34Z			12.402(315)	12.953	2.5	1.012	0.551	1.496	2.480	34	

QC(Quick Change) type cutter

Unit : mm

Designation		Stock R	Stock L	Ø D	Ø D1	Ø d	a	b	E	F	No. of tooth Reg.	No. of tooth Max.
CBMC	4200R/L2-21Z			200	214	80	24	14	120	40	21	
	4250R/L2-27Z			250	264	120	30	18	170	40	27	
	4315R/L2-33Z			315	329	180	30	18	230	40	33	
	4355R/L2-39Z			355	369	220	30	18	270	40	39	
	4400R/L2-45Z			400	414	250	30	18	300	40	45	
	4450R/L2-51Z			450	464	300	30	18	350	40	51	

Insert

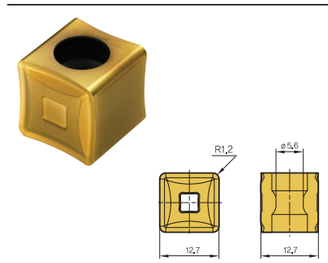

Designation	Coating PC205K	Coating PC6510	Coating PC215K		WC H01	WC G10
SNEX121212-CU1		●	●			

Part

Screw	Wrench
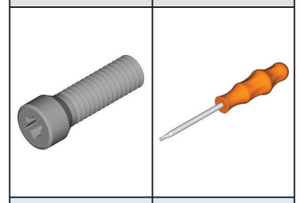	
ETGA0520CBM	TW20S

CBMA 3000



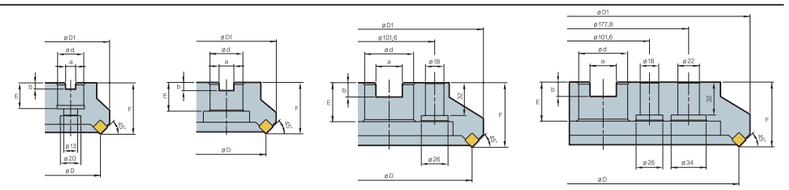

Ø 80 Ø 100 ~ Ø 160 Ø 200 ~ Ø 250 Ø 315

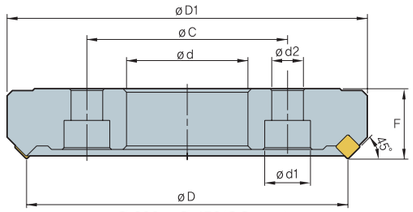

Ø 200 ~ Ø 450(QC type)

General type cutter

Unit : mm

Designation		Stock R	Stock L	Ø D	Ø D1	Ø d	a	b	E	F	No. of tooth Reg.	No. of tooth Max.
CBMA(M)	3080R/L-□□Z			80	100	25.4(27)	9.5(12.4)	6(7)	25(22)	50	8	12
	3100R/L-□□Z			100	120	31.75(32)	12.7(14.4)	8(8)	32(28)	50	10	14
	3125R/L-□□Z			125	145	38.1(40)	15.9(16.4)	10(9)	38(30)	63	14	18
	3160R/L-□□Z			160	180	50.8(40)	19.0(16.4)	11(9)	38(30)	63	18	24
	3200R/L-□□Z			200	220	47.625(60)	25.4(25.7)	14(14)	38(38)	63	22	28
	3250R/L-□□Z			250	270	47.625(60)	25.4(25.7)	14(14)	38(38)	63	28	36
	3315R/L-□□Z			315	335	47.625(60)	25.4(25.7)	14(14)	38(38)	63	34	44

Unit : inch

Designation		Stock R	Stock L	Ø D	Ø D1	Ø d	a	b	E	F	No. of tooth Reg.	No. of tooth Max.
CBMAA	3031R/L-□□Z			3.15(80)	3.937	1.0	0.384	0.248	0.866	1.969	8	12
	3039R/L-□□Z			3.937(100)	4.724	1.25	0.51	0.319	0.866	1.969	10	14
	3049R/L-□□Z			4.921(125)	5.709	1.5	0.636	0.394	1.181	2.480	14	18
	3063R/L-□□Z			6.299(160)	7.087	2.0	0.758	0.433	1.181	2.480	18	24
	3079R/L-□□Z			7.874(200)	8.661	2.5	1.012	0.551	1.496	2.480	22	28
	3098R/L-□□Z			9.843(250)	10.63	2.5	1.012	0.551	1.496	2.480	28	36
	3124R/L-□□Z			12.402(315)	13.189	2.5	1.012	0.551	1.496	2.480	34	44

QC(Quick Change) type cutter

Unit : mm

Designation		Stock R	Stock L	Ø D	Ø D1	Ø d	a	b	E	F	No. of tooth Reg.	No. of tooth Max.
CBMA	3200R/L2-□□Z			200	220	80	24	14	120	40	21	28
	3250R/L2-□□Z			250	270	120	30	18	170	40	27	36
	3315R/L2-□□Z			315	335	180	30	18	230	40	33	44
	3355R/L2-□□Z			355	375	220	30	18	270	40	39	52
	3400R/L2-□□Z			400	420	250	30	18	300	40	45	60
	3450R/L2-□□Z			450	470	300	30	18	350	40	51	68

Insert

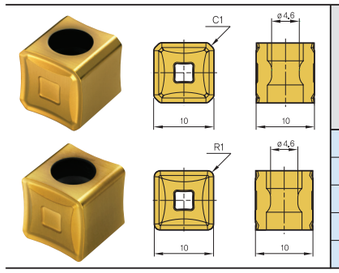

Designation	Coating PC205K	Coating PC6510	Coating PC215K	Coating	WC H01	WC G10
SNEX1010ZNN-CU1		●	●			
SNEX1010ZNN		●				
SNEX101010-CU1		●	●			
SNEX101010		●				

Part

Screw	Wrench
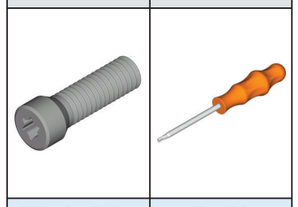	
FTGA0417CBM	TW15S

CBMA 4000



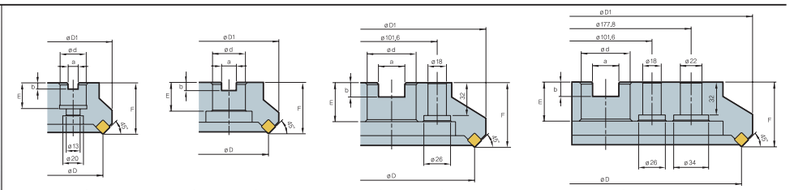

Ø 80 Ø 100 ~ Ø 160 Ø 200 ~ Ø 250 Ø 315

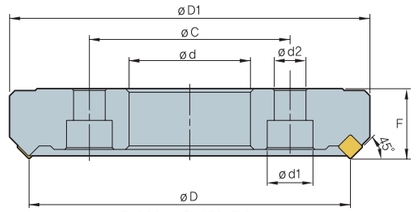

Ø 200 ~ Ø 450(QC type)

General type cutter

Unit : mm

Designation		Stock R	Stock L	Ø D	Ø D1	Ø d	a	b	E	F	No. of tooth Reg.	No. of tooth Max.
CBMA(M)	4080R/L-8Z	●(●)		80	103	25.4(27)	9.5(12.4)	6(7)	25(22)	50	8	
	4100R/L-10Z	●(●)		100	123	31.75(32)	12.7(14.4)	8(8)	32(28)	50	10	
	4125R/L-14Z	●(●)		125	148	38.1(40)	15.9(16.4)	10(9)	38(30)	63	14	
	4160R/L-18Z	●(●)		160	183	50.8(40)	19.0(16.4)	11(9)	38(30)	63	18	
	4200R/L-22Z			200	223	47.625(60)	25.4(25.7)	14(14)	38(38)	63	22	
	4250R/L-28Z			250	273	47.625(60)	25.4(25.7)	14(14)	38(38)	63	28	
	4315R/L-34Z			315	338	47.625(60)	25.4(25.7)	14(14)	38(38)	63	34	

Unit : inch

Designation		Stock R	Stock L	Ø D	Ø D1	Ø d	a	b	E	F	No. of tooth Reg.	No. of tooth Max.
CBMAA	4031R/L-8Z			3.15(80)	4.055	1.0	0.384	0.248	0.866	1.969	8	
	4039R/L-10Z			3.937(100)	4.843	1.25	0.51	0.319	0.866	1.969	10	
	4049R/L-14Z			4.921(125)	5.827	1.5	0.636	0.394	1.181	2.480	14	
	4063R/L-18Z			6.299(160)	7.205	2.0	0.758	0.433	1.181	2.480	18	
	4079R/L-22Z			7.874(200)	8.78	2.5	1.012	0.551	1.496	2.480	22	
	4098R/L-28Z			9.843(250)	10.748	2.5	1.012	0.551	1.496	2.480	28	
	4124R/L-34Z			12.402(315)	13.307	2.5	1.012	0.551	1.496	2.480	34	

QC(Quick Change) type cutter

Unit : mm

Designation		Stock R	Stock L	Ø D	Ø D1	Ø d	a	b	E	F	No. of tooth Reg.	No. of tooth Max.
CBMA	4200R/L2-21Z			200	223	80	24	14	120	40	21	
	4250R/L2-27Z			250	273	120	30	18	170	40	27	
	4315R/L2-33Z			315	338	180	30	18	230	40	33	
	4355R/L2-39Z			355	378	220	30	18	270	40	39	
	4400R/L2-45Z			400	423	250	30	18	300	40	45	
	4450R/L2-51Z			450	473	300	30	18	350	40	51	

Insert

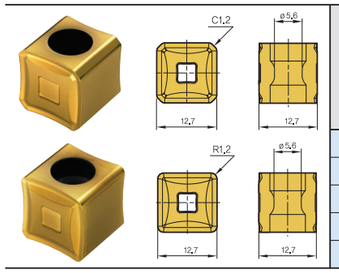

Designation	Coating PC205K	Coating PC6510	Coating PC215K	Coating	WC H01	WC G10
SNEX1212ZNN-CU1		●	●			
SNEX121212-CU1		●	●			

Part

Screw	Wrench
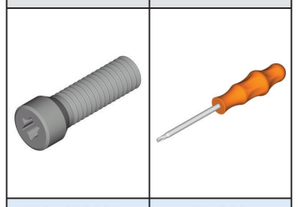	
ETGA0520CBM	TW20S

DURA-MILL

New concept high feed cutter for cast iron

Available diameter

		General Type	QC Type
Diameter	Metric	80~315 mm	200~450 mm
	Inch	3 1/4~12 1/2 Inch	8~18 Inch

Cutter

KORLOY's unique concept new milling tool for cast iron

Available AA : 2°

Application : Heavy milling of cast iron (Roughing)

Screw on clamping system

- Screw on clamp for use 8 cutting edges
- Universal shape of Dura mill insert makes it possible to use 8 edges in one location



Dura strong insert

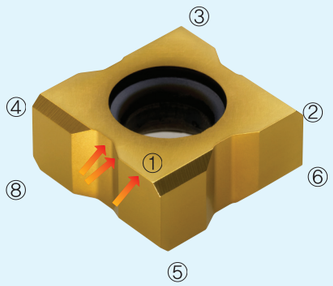

- KORLOY Unique design insert of cube shape
- Strong 3 step cutting edge of Dura mill insert
- Strong 3 step cutting edge insert is ideal for heavy milling operation
- RH&LH type inserts are classified
- Long tool life guaranteed with various KORLOY grades for cast iron (See page6)

DRMQ

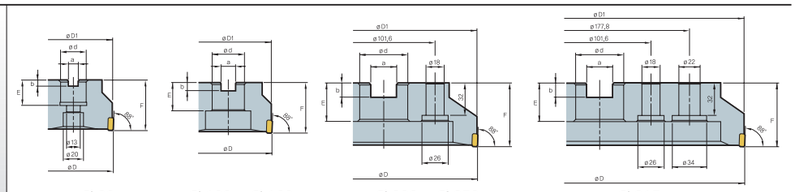

Ø 80 Ø 100 ~ Ø 160 Ø 200 ~ Ø 250 Ø 315

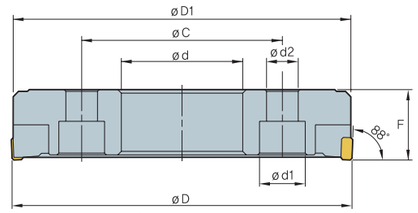

Ø 200 ~ Ø 450(QC type)

General type cutter

Unit : mm

Designation		Stock R	Stock L	Ø D	Ø D1	Ø d	a	b	E	F	No. of tooth Reg.	No. of tooth Max.
DRMC(M)	4080R/L-8Z			80	81	25.4(27)	9.5(12.4)	6(7)	25(22)	50	8	
	4100R/L-10Z			100	101	31.75(32)	12.7(14.4)	8(8)	32(28)	50	10	
	4125R/L-14Z			125	126	38.1(40)	15.9(16.4)	10(9)	38(30)	63	14	
	4160R/L-18Z			160	161	50.8(40)	19.0(16.4)	11(9)	38(30)	63	18	
	4200R/L-24Z			200	201	47.625(60)	25.4(25.7)	14(14)	38(38)	63	24	
	4250R/L-30Z			250	251	47.625(60)	25.4(25.7)	14(14)	38(38)	63	30	
	4315R/L-36Z			315	316	47.625(60)	25.4(25.7)	14(14)	38(38)	63	36	

Unit : inch

Designation		Stock R	Stock L	Ø D	Ø D1	Ø d	a	b	E	F	No. of tooth Reg.	No. of tooth Max.
DRMQA	4030R/L-8Z			3.0(76.2)	3.039	1.0	0.384	0.248	0.866	1.969	8	
	4040R/L-10Z			4.0(101.6)	4.039	1.25	0.51	0.319	0.866	1.969	10	
	4050R/L-14Z			5.0(127.0)	5.039	1.5	0.636	0.394	1.181	2.480	14	
	4060R/L-18Z			6.0(152.4)	6.039	2.0	0.758	0.433	1.181	2.480	18	
	4080R/L-24Z			8.0(203.2)	8.039	2.5	1.012	0.551	1.496	2.480	22	
	4100R/L-30Z			10.0(254.0)	10.039	2.5	1.012	0.551	1.496	2.480	28	
	4120R/L-34Z			12.0(304.8)	12.039	2.5	1.012	0.551	1.496	2.480	34	

QC(Quick Change) type cutter

Unit : mm

Designation		Stock R	Stock L	Ø D	Ø D1	Ø d	a	b	E	F	No. of tooth Reg.	No. of tooth Max.
DRMQ	4200R/L2-24Z			200	201	80	24	14	120	40	24	
	4250R/L2-30Z			250	251	120	30	18	170	40	30	
	4315R/L2-36Z			315	316	180	30	18	230	40	36	
	4355R/L2-42Z			355	356	220	30	18	270	40	42	
	4400R/L2-48Z			400	401	250	30	18	300	40	48	
	4450R/L2-54Z			450	451	300	30	18	350	40	54	

Insert

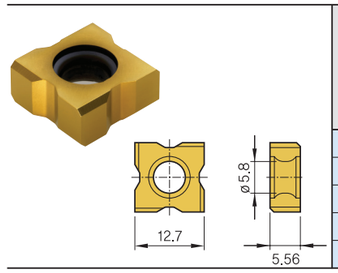

Designation	Coating PC205K	Coating PC6510	Coating PC215K		WC H01	WC G10
SNCQ1205ZNR						
SNCQ1205ZNL						

Part

Screw	Wrench
FTNA0513	TW20

STORM-MILL

Available diameter

		General Type	QC Type
Diameter	Metric	80~315 mm	200~450 mm
	Inch	3 1/4~12 1/2 Inch	8~18 Inch

Cutter



KORLOY's new milling tool with long and rigid cutting edge

Available AA : 2°, 5°, 15°, 45°

Application : Deep D.O.C milling of cast iron (Roughing)

Screw on clamping system

- Screw on clamp for use 4 cutting edges (Use of Max. 8 cutting edges by using both RH & LH cutter)
- Short tool change time by screw on clamping system

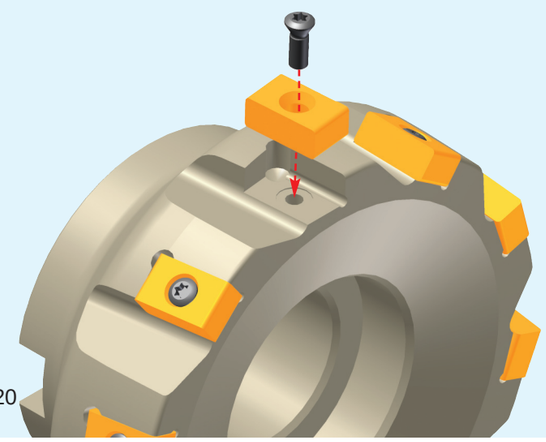

Storm mill long insert



<Chamfer type>



<Nose R type>

- KORLOY Unique design insert for deep D.O.C. milling
- Rigid & long insert guarantees effective deep D.O.C. milling
- Long tool life guaranteed with various KORLOY grades for cast iron (See page6)

SQN



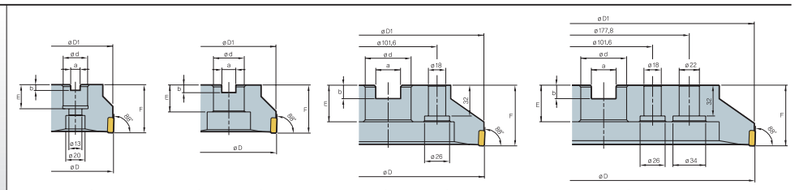

Ø 80 Ø 100 ~ Ø 160 Ø 200 ~ Ø 250 Ø 315

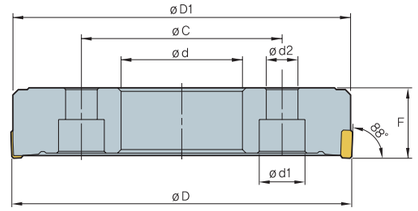

Ø 200 ~ Ø 450(QC type)

General type cutter

Unit : mm

Designation		Stock R	Stock L	Ø D	Ø D1	Ø d	a	b	E	F	No. of tooth Reg.	No. of tooth Max.
SQN(M)	3080R/L-□□Z			80	82	25.4(27)	9.5(12.4)	6(7)	25(22)	50	8	12
	3100R/L-□□Z			100	102	31.75(32)	12.7(14.4)	8(8)	32(28)	50	10	14
	3125R/L-□□Z			125	127	38.1(40)	15.9(16.4)	10(9)	38(30)	63	14	18
	3160R/L-□□Z			160	162	50.8(40)	19.0(16.4)	11(9)	38(30)	63	18	24
	3200R/L-□□Z			200	202	47.625(60)	25.4(25.7)	14(14)	38(38)	63	24	32
	3250R/L-□□Z			250	252	47.625(60)	25.4(25.7)	14(14)	38(38)	63	30	40
	3315R/L-□□Z			315	317	47.625(60)	25.4(25.7)	14(14)	38(38)	63	36	48

Unit : inch

Designation		Stock R	Stock L	Ø D	Ø D1	Ø d	a	b	E	F	No. of tooth Reg.	No. of tooth Max.
SQNA	3030R/L-□□Z			3.0(76.2)	3.079	1.0	0.384	0.248	0.866	1.969	8	12
	3040R/L-□□Z			4.0(101.6)	4.079	1.25	0.51	0.319	0.866	1.969	10	14
	3050R/L-□□Z			5.0(127.0)	5.079	1.5	0.636	0.394	1.181	2.480	14	18
	3060R/L-□□Z			6.0(152.4)	6.079	2.0	0.758	0.433	1.181	2.480	18	24
	3080R/L-□□Z			8.0(203.2)	8.079	2.5	1.012	0.551	1.496	2.480	24	32
	3100R/L-□□Z			10.0(254.0)	10.079	2.5	1.012	0.551	1.496	2.480	30	40
	3120R/L-□□Z			12.0(304.8)	12.079	2.5	1.012	0.551	1.496	2.480	34	46

QC(Quick Change) type cutter

Unit : mm

Designation		Stock R	Stock L	Ø D	Ø D1	Ø d	a	b	E	F	No. of tooth Reg.	No. of tooth Max.
SQN	3200R/L2-□□Z			200	202	80	24	14	120	40	24	32
	3250R/L2-□□Z			250	252	120	30	18	170	40	30	40
	3315R/L2-□□Z			315	317	180	30	18	230	40	36	48
	3355R/L2-□□Z			355	357	220	30	18	270	40	42	56
	3400R/L2-□□Z			400	402	250	30	18	300	40	48	64
	3450R/L2-□□Z			450	452	300	30	18	350	40	54	72

Insert

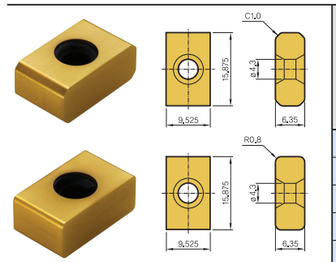

Designation	Coating PC205K	Coating PC6510	Coating PC215K		WC H01	WC G10
LNE324-C1.0						
LNE324-R0.8						

Part

Screw	Wrench
FTNA0411	TW15S

SFN



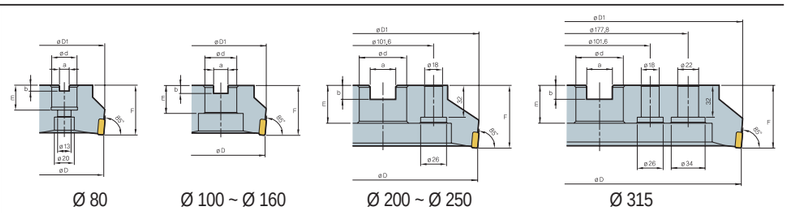

Ø 80 Ø 100 ~ Ø 160 Ø 200 ~ Ø 250 Ø 315

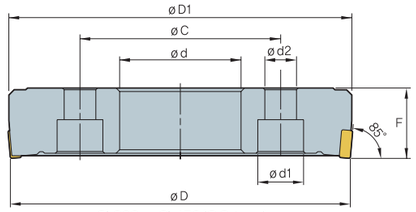

Ø 200 ~ Ø 450(QC type)

General type cutter

Unit : mm

Designation		Stock R	Stock L	Ø D	Ø D1	Ø d	a	b	E	F	No. of tooth Reg.	No. of tooth Max.
SFN(M)	3080R/L-□□Z			80	83	25.4(27)	9.5(12.4)	6(7)	25(22)	50	8	12
	3100R/L-□□Z			100	103	31.75(32)	12.7(14.4)	8(8)	32(28)	50	10	14
	3125R/L-□□Z			125	128	38.1(40)	15.9(16.4)	10(9)	38(30)	63	14	18
	3160R/L-□□Z			160	163	50.8(40)	19.0(16.4)	11(9)	38(30)	63	18	24
	3200R/L-□□Z			200	203	47.625(60)	25.4(25.7)	14(14)	38(38)	63	24	32
	3250R/L-□□Z			250	253	47.625(60)	25.4(25.7)	14(14)	38(38)	63	30	40
	3315R/L-□□Z			315	318	47.625(60)	25.4(25.7)	14(14)	38(38)	63	36	48

Unit : inch

Designation		Stock R	Stock L	Ø D	Ø D1	Ø d	a	b	E	F	No. of tooth Reg.	No. of tooth Max.
SFNA	3031R/L-□□Z			3.15(80)	3.268	1.0	0.384	0.248	0.866	1.969	8	12
	3039R/L-□□Z			3.937(110)	4.055	1.25	0.51	0.319	0.866	1.969	10	14
	3049R/L-□□Z			4.921(125)	5.039	1.5	0.636	0.394	1.181	2.480	14	18
	3063R/L-□□Z			6.299(160)	6.417	2.0	0.758	0.433	1.181	2.480	18	24
	3079R/L-□□Z			7.874(200)	7.992	2.5	1.012	0.551	1.496	2.480	24	32
	3098R/L-□□Z			9.843(250)	9.961	2.5	1.012	0.551	1.496	2.480	30	40
	3124R/L-□□Z			12.402(315)	12.52	2.5	1.012	0.551	1.496	2.480	36	48

QC(Quick Change) type cutter

Unit : mm

Designation		Stock R	Stock L	Ø D	Ø D1	Ø d	a	b	E	F	No. of tooth Reg.	No. of tooth Max.
SFN	3200R/L2-□□Z			200	203	80	24	14	120	40	24	32
	3250R/L2-□□Z			250	253	120	30	18	170	40	30	40
	3315R/L2-□□Z			315	318	180	30	18	230	40	36	48
	3355R/L2-□□Z			355	358	220	30	18	270	40	42	56
	3400R/L2-□□Z			400	403	250	30	18	300	40	48	64
	3450R/L2-□□Z			450	453	300	30	18	350	40	54	72

Insert

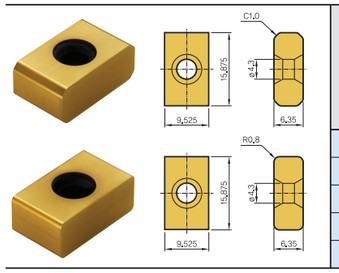

Designation	Coating PC205K	Coating PC6510	Coating PC215K		WC H01	WC G10
LNE324-C1.0						
LNE324-R0.8						

Part

Screw	Wrench
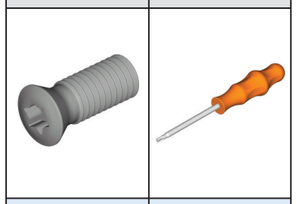	
FTNA0411	TW15S

SEN



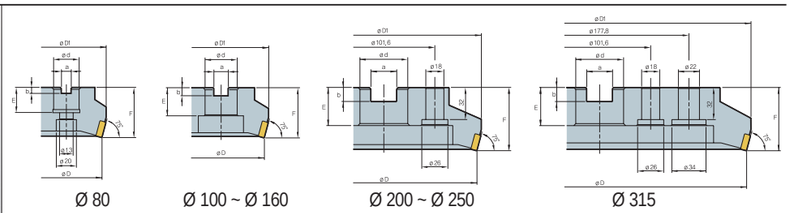

Ø 80 Ø 100 ~ Ø 160 Ø 200 ~ Ø 250 Ø 315

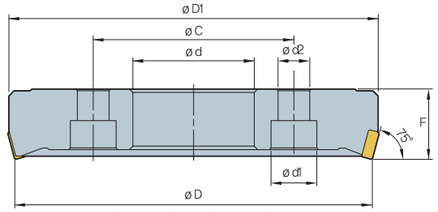

Ø 200 ~ Ø 450(QC type)

General type cutter

Unit : mm

Designation		Stock R	Stock L	Ø D	Ø D1	Ø d	a	b	E	F	No. of tooth Reg.	No. of tooth Max.
SEN(M)	3080R/L-□□Z			80	88	25.4(27)	9.5(12.4)	6(7)	25(22)	50	8	12
	3100R/L-□□Z			100	108	31.75(32)	12.7(14.4)	8(8)	32(28)	50	10	14
	3125R/L-□□Z			125	133	38.1(40)	15.9(16.4)	10(9)	38(30)	63	14	18
	3160R/L-□□Z			160	168	50.8(40)	19.0(16.4)	11(9)	38(30)	63	18	24
	3200R/L-□□Z			200	208	47.625(60)	25.4(25.7)	14(14)	38(38)	63	24	32
	3250R/L-□□Z			250	258	47.625(60)	25.4(25.7)	14(14)	38(38)	63	30	40
	3315R/L-□□Z			315	323	47.625(60)	25.4(25.7)	14(14)	38(38)	63	36	48

Unit : inch

Designation		Stock R	Stock L	Ø D	Ø D1	Ø d	a	b	E	F	No. of tooth Reg.	No. of tooth Max.
SENA	3031R/L-□□Z			3.15(80)	3.465	1.0	0.384	0.248	0.866	1.969	8	12
	3039R/L-□□Z			3.937(100)	4.252	1.25	0.51	0.319	0.866	1.969	10	14
	3049R/L-□□Z			4.921(125)	5.236	1.5	0.636	0.394	1.181	2.480	14	18
	3063R/L-□□Z			6.299(160)	6.615	2.0	0.758	0.433	1.181	2.480	18	24
	3079R/L-□□Z			7.874(200)	8.189	2.5	1.012	0.551	1.496	2.480	24	32
	3098R/L-□□Z			9.843(250)	10.157	2.5	1.012	0.551	1.496	2.480	30	40
	3124R/L-□□Z			12.402(315)	12.717	2.5	1.012	0.551	1.496	2.480	36	48

QC(Quick Change) type cutter

Unit : mm

Designation		Stock R	Stock L	Ø D	Ø D1	Ø d	a	b	E	F	No. of tooth Reg.	No. of tooth Max.
SEN	3200R/L2-□□Z			200	208	80	24	14	120	40	24	32
	3250R/L2-□□Z			250	258	120	30	18	170	40	30	40
	3315R/L2-□□Z			315	323	180	30	18	230	40	36	48
	3355R/L2-□□Z			355	363	220	30	18	270	40	42	56
	3400R/L2-□□Z			400	408	250	30	18	300	40	48	64
	3450R/L2-□□Z			450	458	300	30	18	350	40	54	72

Insert

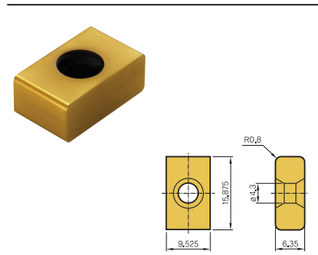

Designation	Coating PC205K	Coating PC6510	Coating PC215K		WC H01	WC G10
LNE324-R0.8						

Part

Screw	Wrench
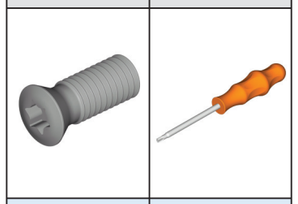	
FTNA0411	TW15S

SAN



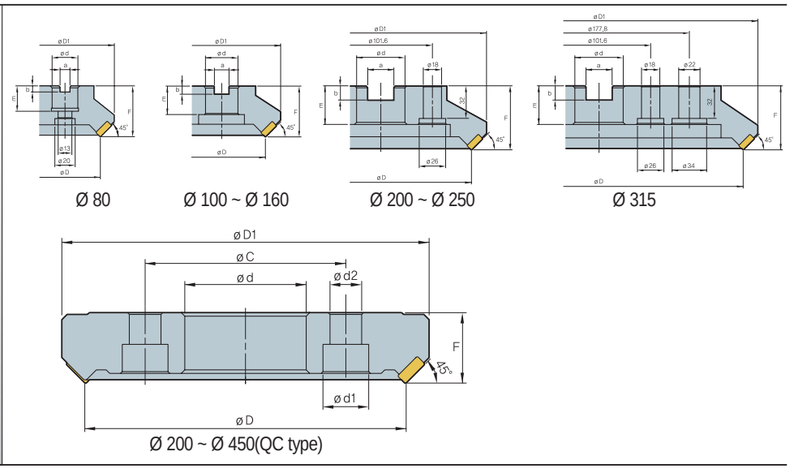

General type cutter

Unit : mm

Designation		Stock R	Stock L	Ø D	Ø D1	Ø d	a	b	E	F	No. of tooth Reg.	No. of tooth Max.
SAN(M)	3080R/L-□□Z			80	107	25.4(27)	9.5(12.4)	6(7)	25(22)	50	8	12
	3100R/L-□□Z			100	127	31.75(32)	12.7(14.4)	8(8)	32(28)	50	10	14
	3125R/L-□□Z			125	152	38.1(40)	15.9(16.4)	10(9)	38(30)	63	14	18
	3160R/L-□□Z			160	187	50.8(40)	19.0(16.4)	11(9)	38(30)	63	18	24
	3200R/L-□□Z			200	227	47.625(60)	25.4(25.7)	14(14)	38(38)	63	24	32
	3250R/L-□□Z			250	277	47.625(60)	25.4(25.7)	14(14)	38(38)	63	30	40
	3315R/L-□□Z			315	342	47.625(60)	25.4(25.7)	14(14)	38(38)	63	36	48

Unit : inch

Designation		Stock R	Stock L	Ø D	Ø D1	Ø d	a	b	E	F	No. of tooth Reg.	No. of tooth Max.
SANA	3031R/L-□□Z			3.15(80)	4.213	1.0	0.384	0.248	0.866	1.969	8	12
	3039R/L-□□Z			3.937(100)	5.0	1.25	0.51	0.319	0.866	1.969	10	14
	3049R/L-□□Z			4.921(125)	5.984	1.5	0.636	0.394	1.181	2.480	14	18
	3063R/L-□□Z			6.299(160)	7.362	2.0	0.758	0.433	1.181	2.480	18	24
	3079R/L-□□Z			7.874(200)	8.937	2.5	1.012	0.551	1.496	2.480	24	32
	3098R/L-□□Z			9.843(250)	10.906	2.5	1.012	0.551	1.496	2.480	30	40
	3124R/L-□□Z			12.402(315)	13.465	2.5	1.012	0.551	1.496	2.480	36	48

QC(Quick Change) type cutter

Unit : mm

Designation		Stock R	Stock L	Ø D	Ø D1	Ø d	a	b	E	F	No. of tooth Reg.	No. of tooth Max.
SAN	3200R/L2-□□Z			200	227	80	24	14	120	40	24	32
	3250R/L2-□□Z			250	277	120	30	18	170	40	30	40
	3315R/L2-□□Z			315	342	180	30	18	230	40	36	48
	3355R/L2-□□Z			355	382	220	30	18	270	40	42	56
	3400R/L2-□□Z			400	427	250	30	18	300	40	48	64
	3450R/L2-□□Z			450	477	300	30	18	350	40	54	72

Insert

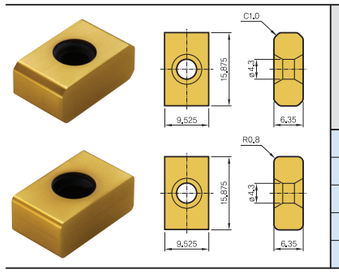

Designation	Coating PC205K	Coating PC6510	Coating PC215K	Coating	WC H01	WC G10
LNE324-C1.0						
LNE324-R0.8						

Part

Screw	Wrench
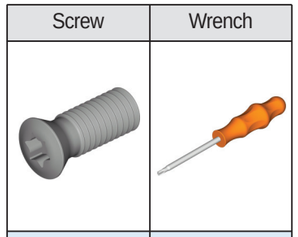	
FTNA0411	TW15S

Cast Iron Cylinder Block

CUBE MILL & DURA MILL code system

C B M E 3 2 5 0 R (2) - 2 8 Z

① ② ③ ④ ⑤ ⑥ ⑦

D R M Q 3 3 5 5 R - 4 2 Z - C P

① ② ③ ④ ⑤ ⑦ ⑧

① Cutter
CBM : CUBE MILL
DRM : DURA MILL

③ INSERT I/C
3 : 9.525mm
4 : 12.7mm

⑤ Feed direction
R : Right
L : Left

⑦ Number of tooth
□□Z

② Approach Angle
Q : 2° F : 5°
E : 15° C : 25°
A : 45°

④ Diameter (Ø)
ISO : mm
ASA : inch

⑥ Cutter type
Not shown : General type
(2) : QC-type

⑧ Couple mill
Not shown : General type
CP : Couple mill

STORM MILL code system

S Q N 3 2 5 0 R (2) - 2 8 Z

① ② ⓐ ③ ④ ⑤ ⑥ ⑦

S Q N 3 3 5 5 R - 4 2 Z - C P

① ② ⓐ ③ ④ ⑤ ⑥ ⑦

① Cutter
S : STORM MILL

③ INSERT I/C
3 : 9.525mm
4 : 12.7mm

⑤ Feed direction
R : Right
L : Left

⑦ Number of tooth
□□Z

② Approach Angle
Q : 2° F : 5°
E : 15° A : 45°

④ Diameter (Ø)
ISO : mm
ASA : inch

⑥ Cutter type
Not shown : General type
(2) : QC-type

⑧ Couple mill
Not shown : General type
CP : Couple mill

ⓐ Insert Clearance Angle
N : Negative(0°)

COUPLE-MILL

Available diameter

Diameter	Metric	355~450 mm
	Inch	14 1/4~18 Inch

Cutter

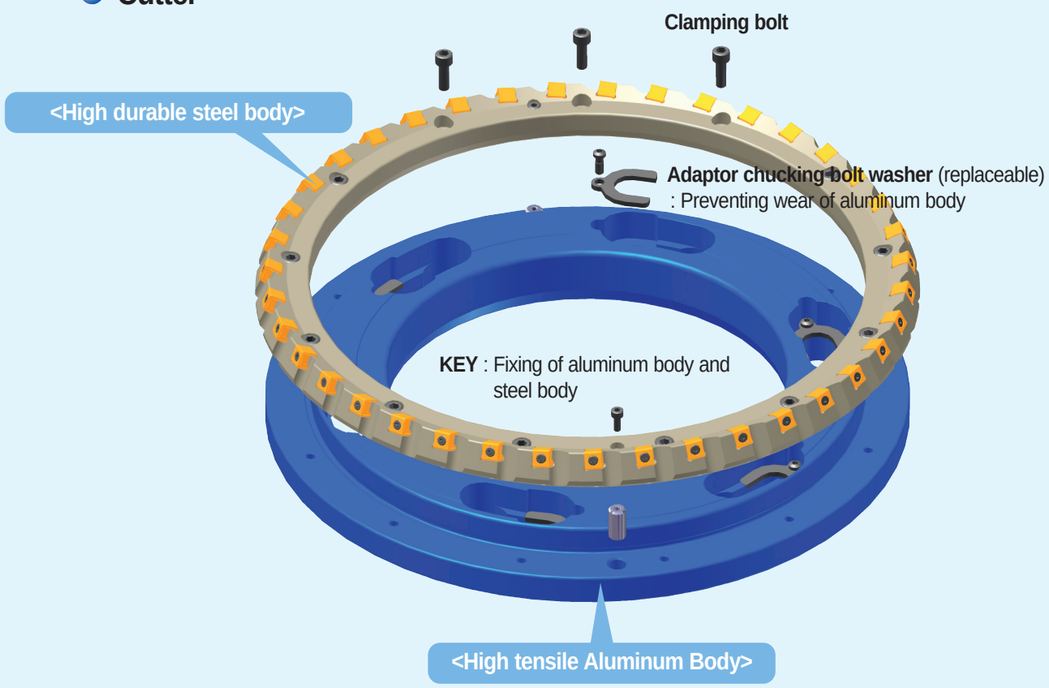

Features of COUPLE MILL

- KORLOY's unique concept new milling tool for cast iron.
- Unique combination of high tensile aluminum body & high durable steel body.
- 50% lighter weight than steel body.
  - Easier handling of big diameter cutter is realized thanks to its light weight.
  - It saves operators from MSD(Musculoskeletal System Disorders) of handling heavy tools.
- Combination with CUBE, DURA & STROM MILL all available.

CUBE-COUPLE 3000



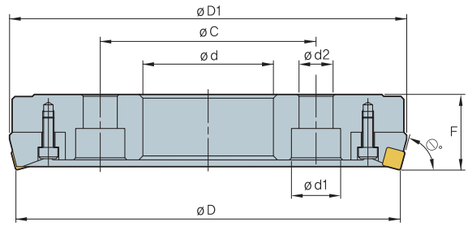

CBMQ

Designation	Stock R	Stock L	Ø D	Ø D1	Ø d	Ø d1	Ø d2	Ø C	F	Θ°	No. of tooth Reg.	No. of tooth Max.
CBMQ 3355R/L-□□Z-CP			355	356	220	30	18	270	40	88°	39	45
3400R/L-□□Z-CP			400	401	250	30	18	300	40		45	51
3450R/L-□□Z-CP			450	451	300	30	18	350	40		51	57

CBMF

Designation	Stock R	Stock L	Ø D	Ø D1	Ø d	Ø d1	Ø d2	Ø C	F	Θ°	No. of tooth Reg.	No. of tooth Max.
CBMF 3355R/L-□□Z-CP			355	357	220	30	18	270	40	85°	39	45
3400R/L-□□Z-CP			400	402	250	30	18	300	40		45	51
3450R/L-□□Z-CP			450	452	300	30	18	350	40		51	57

CBME

Designation	Stock R	Stock L	Ø D	Ø D1	Ø d	Ø d1	Ø d2	Ø C	F	Θ°	No. of tooth Reg.	No. of tooth Max.
CBME 3355R/L-□□Z-CP			355	361	220	30	18	270	40	75°	39	45
3400R/L-□□Z-CP			400	405	250	30	18	300	40		45	51
3450R/L-□□Z-CP			450	455	300	30	18	350	40		51	57

CBMC

Designation	Stock R	Stock L	Ø D	Ø D1	Ø d	Ø d1	Ø d2	Ø C	F	Θ°	No. of tooth Reg.	No. of tooth Max.
CBMC 3355R/L-□□Z-CP			355	367	220	30	18	270	40	65°	39	45
3400R/L-□□Z-CP			400	412	250	30	18	300	40		45	51
3450R/L-□□Z-CP			450	462	300	30	18	350	40		51	57

CBMA

Designation	Stock R	Stock L	Ø D	Ø D1	Ø d	Ø d1	Ø d2	Ø C	F	Θ°	No. of tooth Reg.	No. of tooth Max.
CBMA 3355R/L-□□Z-CP			355	375	220	30	18	270	40	45°	39	45
3400R/L-□□Z-CP			400	420	250	30	18	300	40		45	51
3450R/L-□□Z-CP			450	470	300	30	18	350	40		51	57

Insert

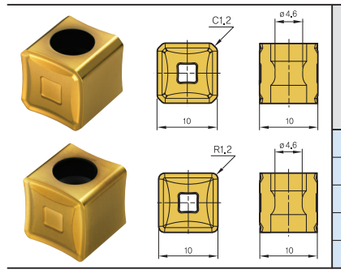

Designation	Coating PC205K	Coating PC6510	Coating PC215K		WC H01	WC G10
SNEX1010ZNN-CU1		●	●			
SNEX1010ZNN		●				
SNEX101010-CU1		●	●			
SNEX101010		●				

Part

Screw	Wrench
FTGA0417CBM	TW15S

CUBE-COUPLE 4000



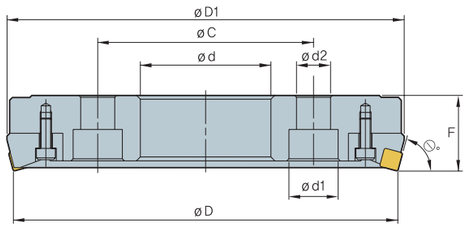

CBMQ

Designation	Stock R	Stock L	Ø D	Ø D1	Ø d	Ø d1	Ø d2	Ø C	F	Θ°	No. of tooth Reg.	No. of tooth Max.
CBMQ 4355R/L-39Z-CP			355	356	220	30	18	270	40	88°	39	
4400R/L-45Z-CP			400	401	250	30	18	300	40		45	
4450R/L-51Z-CP			450	451	300	30	18	350	40		51	

CBMF

Designation	Stock R	Stock L	Ø D	Ø D1	Ø d	Ø d1	Ø d2	Ø C	F	Θ°	No. of tooth Reg.	No. of tooth Max.
CBMF 4355R/L-39Z-CP			355	357	220	30	18	270	40	85°	39	
4400R/L-45Z-CP			400	402	250	30	18	300	40		45	
4450R/L-51Z-CP			450	452	300	30	18	350	40		51	

CBME

Designation	Stock R	Stock L	Ø D	Ø D1	Ø d	Ø d1	Ø d2	Ø C	F	Θ°	No. of tooth Reg.	No. of tooth Max.
CBME 4355R/L-39Z-CP			355	362	220	30	18	270	40	75°	39	
4400R/L-45Z-CP			400	406	250	30	18	300	40		45	
4450R/L-51Z-CP			450	456	300	30	18	350	40		51	

CBMC

Designation	Stock R	Stock L	Ø D	Ø D1	Ø d	Ø d1	Ø d2	Ø C	F	Θ°	No. of tooth Reg.	No. of tooth Max.
CBMC 4355R/L-39Z-CP			355	369	220	30	18	270	40	65°	39	
4400R/L-45Z-CP			400	414	250	30	18	300	40		45	
4450R/L-51Z-CP			450	464	300	30	18	350	40		51	

CBMA

Designation	Stock R	Stock L	Ø D	Ø D1	Ø d	Ø d1	Ø d2	Ø C	F	Θ°	No. of tooth Reg.	No. of tooth Max.
CBMA 4355R/L-39Z-CP			355	378	220	30	18	270	40	45°	39	
4400R/L-45Z-CP			400	423	250	30	18	300	40		45	
4450R/L-51Z-CP			450	473	300	30	18	350	40		51	

Insert

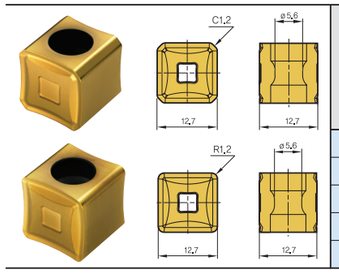

Designation	Coating PC205K	Coating PC6510	Coating PC215K	Coating	WC H01	WC G10
SNEX1212ZNN-CU1		●	●			
SNEX121212-CU1		●	●			

Part

Screw	Wrench
	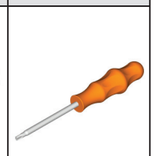
ETGA0520CBM	TW20S

DURA-COUPLE



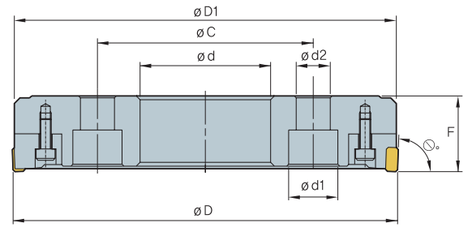

CBMQ

Designation	Stock R	Stock L	Ø D	Ø D1	Ø d	Ø d1	Ø d2	Ø C	F	Θ°	No. of tooth Reg.	No. of tooth Max.
DRMQ 4355R/L-42Z-CP			355	356	220	30	18	270	40	88°	42	
4400R/L-48Z-CP			400	401	250	30	18	300	40		48	
4450R/L-54Z-CP			450	451	300	30	18	350	40		54	

Insert

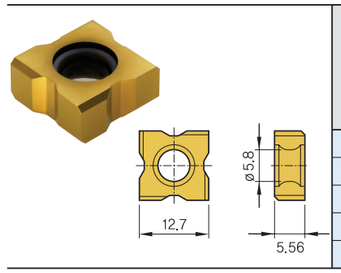

Designation	Coating PC205K	Coating PC6510	Coating PC215K	Coating	WC H01	WC G10
SNCQ1205ZNR						
SNCQ1205ZNL						

Part

Screw	Wrench
FTNA0513	TW20



STORM-COUPLE



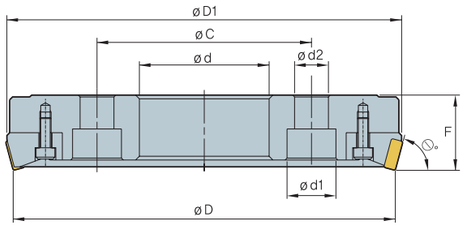

SQN

Designation		Stock R	Stock L	Ø D	Ø D1	Ø d	Ø d1	Ø d2	Ø C	F	Θ°	No. of tooth Reg.	No. of tooth Max.
SQN	3355R/L-□□Z-CP			355	357	220	30	18	270	40	88°	42	48
	3400R/L-□□Z-CP			400	402	250	30	18	300	40		48	54
	3450R/L-□□Z-CP			450	452	300	30	18	350	40		54	60

SFN

Designation		Stock R	Stock L	Ø D	Ø D1	Ø d	Ø d1	Ø d2	Ø C	F	Θ°	No. of tooth Reg.	No. of tooth Max.
SFN	3355R/L-□□Z-CP			355	358	220	30	18	270	40	85°	42	48
	3400R/L-□□Z-CP			400	403	250	30	18	300	40		48	54
	3450R/L-□□Z-CP			450	453	300	30	18	350	40		54	60

SEN

Designation		Stock R	Stock L	Ø D	Ø D1	Ø d	Ø d1	Ø d2	Ø C	F	Θ°	No. of tooth Reg.	No. of tooth Max.
SEN	3355R/L-□□Z-CP			355	363	220	30	18	270	40	75°	42	48
	3400R/L-□□Z-CP			400	408	250	30	18	300	40		48	54
	3450R/L-□□Z-CP			450	458	300	30	18	350	40		54	60

SAN

Designation		Stock R	Stock L	Ø D	Ø D1	Ø d	Ø d1	Ø d2	Ø C	F	Θ°	No. of tooth Reg.	No. of tooth Max.
SAN	3355R/L-□□Z-CP			355	382	220	30	18	270	40	45°	42	48
	3400R/L-□□Z-CP			400	427	250	30	18	300	40		48	54
	3450R/L-□□Z-CP			450	477	300	30	18	350	40		54	60

Insert

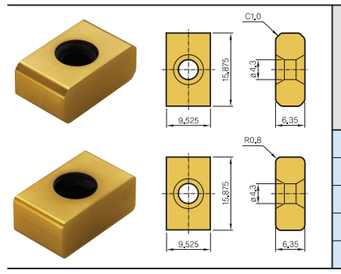

Designation	Coating PC205K	Coating PC6510	Coating PC215K	Coating	WC H01	WC G10
LNE324-C1.0						
LNE324-R0.8						

Part

Screw	Wrench
FTNA0411	TW15S

Cast Iron Cylinder Block

Arbor and adaptor application

Designation		Arbor and Adaptor application: Arbor for NC	Arbor	Adaptor
CBMQ	3080R/L -□□Z	BT□□-FMA25.4-□□	KAFA□□-3	
(CBMF)	3100R/L -□□Z	BT□□-FMA31.75-□□	KAFA□□-4	
(CBME)	3125R/L -□□Z	BT□□-FMA38.1-□□	KAFA□□-5	
(CBMC)	3160R/L -□□Z	BT□□-FMA50.8-□□	KAFA□□-6	
(CBMA)	3200R/L -□□Z	BT□□-FMA47.625-□□	KAFA□□-8, KCP-8	
	3250R/L -□□Z	BT□□-FMA47.625-□□	KAFA□□-8, KCP-8	
	3315R/L -□□Z		KCP-8	
	3200R/L2 -□□Z			APR200
	3250R/L2 -□□Z			APR250
	3315R/L2 -□□Z			APR300
	3355R/L2 -□□Z			APR355
	3400R/L2 -□□Z			APR400
	3450R/L2 -□□Z			APR450
DRMQ	4080R/L -□□Z	BT□□-FMA25.4-□□	KAFA□□-3	
	4100R/L -□□Z	BT□□-FMA31.75-□□	KAFA□□-4	
	4125R/L -□□Z	BT□□-FMA38.1-□□	KAFA□□-5	
	4160R/L -□□Z	BT□□-FMA50.8-□□	KAFA□□-6	
	4200R/L -□□Z	BT□□-FMA47.625-□□	KAFA□□-8, KCP-8	
	4250R/L -□□Z	BT□□-FMA47.625-□□	KAFA□□-8, KCP-8	
	4315R/L -□□Z		KCP-8	
	4200R/L2 -□□Z			APR200
	4250R/L2 -□□Z			APR250
	4315R/L2 -□□Z			APR300
	4355R/L2 -□□Z			APR355
	4400R/L2 -□□Z			APR400
	4450R/L2 -□□Z			APR450
SQN	3080R/L -□□Z	BT□□-FMA25.4-□□	KAFA□□-3	
(SFN)	3100R/L -□□Z	BT□□-FMA31.75-□□	KAFA□□-4	
(SEN)	3125R/L -□□Z	BT□□-FMA38.1-□□	KAFA□□-5	
(SAN)	3160R/L -□□Z	BT□□-FMA50.8-□□	KAFA□□-6	
	3200R/L -□□Z	BT□□-FMA47.625-□□	KAFA□□-8, KCP-8	
	3250R/L -□□Z	BT□□-FMA47.625-□□	KAFA□□-8, KCP-8	
	3315R/L -□□Z		KCP-8	
	3200R/L2 -□□Z			APR200
	3250R/L2 -□□Z			APR250
	3315R/L2 -□□Z			APR300
	3355R/L2 -□□Z			APR355
	3400R/L2 -□□Z			APR400
	3450R/L2 -□□Z			APR450



KORLOY Inc.

HEAD OFFICE
1606-2, Seocho 1-Dong, Seocho-Gu, Seoul, Korea
TEL:+82 2 522 3181 FAX:+82 2 522 3184

CHEONGJU FACTORY
53-16, Songjeong-Dong, Hungduk-Gu, Chengju, Chungcheongbuk-Do, Korea
TEL:+82 43 262 0141 FAX:+82 43 262 0146

JINCHEON FACTORY
767-1, Guangheawon-Ri, Guangheawon-Myon, Jincheon-Gun, Chungcheongbuk-Do, Korea
TEL:+82 43 535 0141 FAX:+82 43 535 0144

WEB : www.korloy.com

E-MAIL : export@korloy.com

July. 2005